

28 Weymouth and Bournemouth to London Waterloo



Train times

15 December 2024 to 17 May 2025

Your timetable

This timetable shows train services between **Weymouth, Poole, Bournemouth, Southampton, Winchester, Basingstoke, Woking and London Waterloo**.

It also shows train services between:

- **Yeovil and Weymouth** - see timetable **28A**.

And it shows connecting **bus services**:

- between **Dorchester South, Bridport and Lyme Regis** - see timetable **28B**;
- between **Weymouth, Bridport and Lyme Regis** - see timetable **28C**; and
- from **Bournemouth Rail Station and Bournemouth Airport** - see timetable **28D**.

For the complete train service between Southampton and London Waterloo (and the stations in-between), please see timetable 19.

For services between Brockenhurst, Lymington Town and Lymington Pier (for Yarmouth, Isle of Wight), please see timetable 27.

Buy a ticket before you board

You need to buy a valid ticket before you get on your train. We know that most of our passengers do this before travelling, and we have a duty to those passengers to make sure no-one travels without paying. This is why we run a penalty fares scheme across most of our network.

If you travel without a valid ticket to or from a station within the penalty fares area, you may have to pay a penalty fare. A Penalty Fare is £100 plus the price of the full single fare applicable for your intended journey. However, if it is paid within 21 days, the Penalty Fare is reduced to £50 plus the price of the single fare applicable.

We have a policy to, wherever possible, prosecute everyone who deliberately avoids paying.

Cycles on trains

The services in this timetable have limited room for cycles, so we have had to apply some restrictions. The ★ symbol, with train times printed in **blue**, shows which trains have restrictions. These restrictions are explained in the 'Guide to notes and symbols' section.

We will carry folding cycles on any train, as long as they can be folded small enough to be carried safely in the luggage rack. Cycles are not allowed on buses that replace trains during engineering work.

Changes to train times

Network Rail need to do engineering work to maintain and improve the rail network. They do a lot of this work at weekends and during holiday periods, but they also need to do some work overnight during the week.

If we need to close rail lines so Network Rail can carry out work, buses will replace train services. We may also have to alter train services over a wider area.

Please check for any changes to train times before travelling at weekends, late in the evening or early in the morning.

Look for the 'Changes to train times' posters at stations, or visit our website at **southwesternrailway.com**.

Travel with Confidence

So that you can travel with confidence, we are ventilating trains to refresh air, improving information about journeys and trains, and extensively cleaning trains and stations.

Automated Delay Repay

We have introduced a new Automated Delay Repay (ADR) system that drastically cuts the time it takes to claim and receive compensation if your train is late.

ADR works for all customers who have bought Advance tickets or a Touch Smartcard season ticket from our website.

If you have a Touch Smartcard season ticket, you will need to touch in and out at the beginning and end of your journey, sign up for a Delay Repay account at **delayrepay.southwesternrailway.com** and select 'Auto Delay Repay'. (The email addresses you use for 'My Account' and 'Delay Repay' must match.)

To find out more about Automated Delay Repay, visit: **southwesternrailway.com/contact-and-help/refunds-and-compensation/delay-repay/automated-delay-repay**.

No-smoking policy

For the comfort of all our customers, smoking and using e-cigarettes is not allowed on any part of our trains or stations.

You can smoke outside the station entrance or in our car parks.



South Western Railway and Community Rail Partnerships

We are committed to working with Community Rail Partnerships (CRPs) across our network. CRPs are not-for-profit organisations that help to further connect the railway with the communities they serve. They work closely with SWR to promote healthy and sustainable travel, design projects which bring communities together, as well as support social and economic development. SWR is proud to provide core funding and support to 12 CRPs on our network.

South Wessex Community Rail Partnership

Covering the line running south of Westbury to Weymouth, including Upwey and Weymouth.

Find out more at southwessexcrp.org.uk/



SOUTH WESSEX
COMMUNITY RAIL PARTNERSHIP

New Forest Community Rail Partnership

Stations: Lymington Pier, Lymington Town, Brockenhurst, Sway and Ashurst New Forest.

The Community Rail Partnership was launched in July 2008 and over the years the partnership has worked hard to help people discover, and explore, attractions from the New Forest and Lymington, as well as connections on to the Isle of Wight.

Find out more at newforestcrp.co.uk



New Forest Community Rail Partnership

www.newforestcrp.co.uk

Purbeck

Community Rail Partnership

Stations: Holton Heath, Wareham, Wool, Moreton, Dorchester South and the Swanage Railway

Formed in conjunction with Swanage Railway, Purbeck Community Rail Partnership supports the reintroduction of services from Swanage to Wareham. The partnership covers not only four of the mainline stations but also those on the Swanage line.

Find out more at purbeckcrp.org.uk



Three Rivers

Community Rail Partnership

Stations: Salisbury, Dean, Mottisfont & Dunbridge, Romsey, Millbrook, Redbridge, Southampton Central, St Denys, Swaythling, Southampton Airport, Eastleigh, Chandler's Ford, Bitterne, Woolston, Sholing, Netley, Hamble, Bursledon, Shawford and Winchester

Three Rivers aims to improve stations in the area of the rail routes that run alongside the main rivers between Salisbury, Winchester, Southampton and Bursledon – hence 'Three Rivers'. It is a group of local authorities, residents and the train industry, working to improve local stations, promote tourism, and train and bus service integration.

Find out more at threeriversrail.com/



MONDAY TO FRIDAY
Weymouth, Poole and Bournemouth to Basingstoke, Woking and London Waterloo

Operator	Notes	SW	SW	SW	SW	XC	SW	SW	SW	SW	XC	SW	SW	SW	SW	SW	XC	SW	SW	SW	SW	SW	XC	SW	SW	SW	SW	SW		
		★		★	★	★	★	★	★			★	★																	
Weymouth	d							0555		0625			0655					0724	0755						0820			0903		0920
Upwey	d							0559		0629			0659						0728	0759					0824			0903		0924
Dorchester South	d							0607		0637			0707						0736	0807					0833		0913		0933	
Moreton	d							0614		0644			0714						0743	0814					0839				0939	
Wool	d							0620		0650			0720						0749	0820					0845				0945	
Wareham	d							0627		0657			0727						0756	0827					0853		0928		0953	
Holton Heath	d							0631					0731						0759	0830					0856				0956	
Hamworthy	a							0636		0704			0736						0804	0835					0901		0935		1001	
Poole	d	0500	0523	0540	0555			0641	0650	0711		0720	0741		0804			0810	0841	0853	0858	0907			0940		0958	1007		
Parkstone	d	0504	0527	0544	0559			0645	0654	0715		0724	0745		0808			0814	0845		0902				0944		1002			
Branksome	d	0507	0530	0547	0602			0649	0657	0719		0727	0749		0811			0817	0848		0906				0948		1006			
Bournemouth	a	0512	0535	0553	0607			0654	0702	0724		0732	0754		0816			0822	0854	0902	0911	0917			0954		1011	1017		
Bournemouth	d	0515	0537	0555	0611	0630	0634	0656	0704	0726	0730	0734	0756	0802	0818		0840	0824	0856	0905	0922				0945	0959	1002	1022		
Pokesdown for Boscombe	d	0519	0541		0615			0638				0708		0806	0821			0827		0909	0926						1006	1026		
Christchurch	d	0523	0545		0619			0642				0712		0810	0825			0831		0913	0930						1010	1030		
Hinton Admiral	d		0550		0624			0647				0717		0815				0836		0918							1015			
New Milton	d	0530	0554		0628			0651	0721			0751	0819	0832				0841		0922	0937						1019	1037		
Sway	d		0559		0633			0656	0726			0756	0824					0845		0927							1024			
Brockenhurst	a	0536	0604	0610	0638			0701	0731			0801	0810	0829	0839			0850	0910	0932	0943				0959	1013	1029	1043		
Brockenhurst	d	0537		0611	0640			0702				0733						0802	0811	0830	0840						1000	1014	1030	1044
Beaulieu Road	d																	0807		0835							1035			
Ashurst (New Forest)	d				0648			0710				0741						0811		0839							1039			
Totton	d	0548		0622	0653			0715	0746			0816	0844					0816		0844							1044			
Southampton Central	a	0554		0628	0658	0703	0720	0725	0752	0756	0802	0822	0826	0852	0854		0913	0917	0926	0953	0958				1013	1028	1053	1058		
Southampton Central	d	0555		0630	0700	0715	0730	0800	0815	0830	0854	0900	0904	0908	0911	0915	0930	0955	1000	1006	1015	1030	1055	1100	1015	1030	1055	1100		
Southampton Airport	a	0602	0637	0707	0722	0737	0808	0822	0837	0904	0908	0904	0922	0937	1002	1007	1006	1025	1025	1025	1025	1025	1025	1025	1025	1025	1025	1025	1025	
Eastleigh	a	0607	0649t			0749t						0850t						0911	0925	0937	1006	1006	1006	1006	1006	1006	1006	1006	1006	
Winchester	a	0617	0646	0717	0730	0747	0817	0830	0847	0918	0935	0935	0947	0947	0947	0947	0947	0947	0947	0947	0947	0947	0947	0947	0947	0947	0947	0947	0947	0947
Basingstoke	a	0635	0703	0734	0747	0813r	0834	0846	0914r	0935	0935	0935	0947	0947	0947	0947	0947	0947	0947	0947	0947	0947	0947	0947	0947	0947	0947	0947	0947	0947
Reading	a	0708b	0746b	0809	0904e	0911	0911	0911	0911	0911	0911	0911	0911	0911	0911	0911	0911	0911	0911	0911	0911	0911	0911	0911	0911	0911	0911	0911	0911	0911
Woking	a	0655	0734r	0808r	0833b	0840r	0854	0922	0954	1015b	1020	1020	1020	1020	1020	1020	1020	1020	1020	1020	1020	1020	1020	1020	1020	1020	1020	1020	1020	1020
Clapham Junction	a	0715				0905m	0914	0942	1015	1036b	1049	1049	1049	1049	1049	1049	1049	1049	1049	1049	1049	1049	1049	1049	1049	1049	1049	1049	1049	1049
London Waterloo	a	0726		0747	0819	0843b	0848	0925	0953	1024	1024	1024	1024	1024	1024	1024	1024	1024	1024	1024	1024	1024	1024	1024	1024	1024	1024	1024	1024	1024

Late night and weekend trains may be altered due to engineering works.
Please check at southwesternrailway.com before travelling.

★ Passengers travelling with cycles may not join or leave services at stations with train times shown in blue.

For guide to notes and symbols, see end of this timetable.

MONDAY TO FRIDAY
Weymouth, Poole and Bournemouth to Basingstoke, Woking and London Waterloo

Operator Notes	SW	SW	SW	SW	XC	SW	SW	SW	SW	SW	XC	SW	SW	SW	SW	SW	XC	SW	SW	SW	SW	SW	XC	SW	SW	SW	SW	SW	
Weymouth	d			1420			1503			1520			1603			1620			1703			1720			1803			1820	
Upwey	d			1424						1524					1624				1703			1724					1824		
Dorchester South	d			1433			1513			1533			1613			1633			1713			1733			1813			1833	
Moreton	d			1439						1539					1639							1739					1839		
Wool	d			1445						1545					1645							1745					1845		
Wareham	d			1453			1528			1553			1628			1653			1728			1753			1828			1853	
Holton Heath	d			1456						1556					1656							1756					1856		
Hamworthy	a			1501			1535			1601			1635			1701			1735			1801			1835			1901	
Poole	d		1458	1507			1540		1558	1607			1640		1658	1707			1740		1758	1807			1840		1858	1907	
Parkstone	d		1502				1544		1602				1644		1702				1744		1802				1844		1902		
Branksome	d		1506				1548		1606				1648		1706				1748		1806				1848		1906		
Bournemouth	a		1511	1517			1554		1611	1617			1654		1711	1717			1754		1811	1817			1854		1911	1917	
Bournemouth	d	1502	1522		1545	1559	1602		1622			1645	1659	1702		1722		1745	1759	1802		1822			1845	1859	1902	1922	
Pokesdown for Boscombe	d	1506	1526				1606		1626					1706		1726				1806		1826				1845	1859	1906	1926
Christchurch	d	1510	1530				1610		1630					1710		1730				1810		1830					1910	1930	
Hinton Admiral	d	1515					1615							1715						1815							1915		
New Milton	d	1519	1537				1619		1637					1719		1737				1819		1837					1919	1937	
Sway	d	1524					1624							1724						1824		1837					1924		
Brookhurst	a	1529	1543				1613	1629	1643				1713	1729	1743				1813	1829	1843				1859	1913	1929	1943	
Brookhurst	d	1530	1544				1614	1630	1644				1714	1730	1744				1814	1830	1844				1900	1914	1930	1944	
Beaulieu Road	d						1635													1835									
Ashurst (New Forest)	d	1539					1639							1739						1839							1939		
Totton	d	1544					1644							1744						1844							1944		
Southampton Central	a	1552	1558		1613	1628	1650		1658			1711	1728	1750		1758			1813	1828	1853	1858			1913	1928	1952	1958	
Southampton Central	d	1555	1600		1615	1630	1652		1700			1715	1730	1752		1800			1815	1830	1857	1900			1915	1930	1955	2000	
Southampton Airport	a	1602	1607		1622	1637	1703		1707			1722	1737	1803		1807			1822	1837	1904	1907			1922	1937	2002	2007	
Eastleigh	a	1607		1607		1650t	1707		1707	1735t	1750t	1807	1807	1807		1807			1815t	1908		1908			1950t	2006		2006	
Winchester	a		1617	1624	1631	1647			1717	1722	1730	1747			1817	1822	1831	1847		1917	1922	1930	1947				2017	2021	
Basingstoke	a		1634		1647	1711r			1734	1739	1746	1811r			1834	1839	1847	1911r		1934	1939	1946	2011r				2034		
Reading	a				1707	1748e					1807	1843e					1907	1947e				2009	2044e						
Woking	a					1720					1820							1924									2053		
Clapham Junction	a		1711		1736b	1804k			1811			1836b	1904k			1911		1940b	2004k						2052k		2116		
London Waterloo	a		1720			1749			1820				1849			1920			1951						2049		2129		

Late night and weekend trains may be altered due to engineering works.
Please check at southwesternrailway.com before travelling.

For guide to notes and symbols, see end of this timetable.

SATURDAY

Weymouth, Poole and Bournemouth to Basingstoke, Woking and London Waterloo

Operator Notes	SW	XC	SW	SW	SW	SW	XC	SW	SW	SW	SW	SW	XC	SW	SW	SW	SW	SW	XC	SW	SW	SW	SW	XC	SW			
Weymouth	d		0542		0617			0655			0720			0803			0820			0903			0920			1003		
Upwey	d				0621			0659			0724						0824						0924					
Dorchester South	d		0552		0629			0707			0732			0813			0833			0913			0933			1013		
Moreton	d				0636			0714			0739						0839						0939					
Wool	d		0602		0642			0720			0745						0845						0945					
Wareham	d		0610		0649			0727			0753			0828			0853			0928			0953			1028		
Holton Heath	d		0613		0653			0731			0756						0856						0956					
Hamworthy	a		0618		0658			0736			0801			0835			0901			0935			1001			1035		
Poole	d	0528	0624	0650	0703			0741		0758	0807			0840		0858	0907			0940		0958	1007			1040		
Parkstone	d	0532	0628	0654	0707			0745		0802				0844		0902				0944		1002				1044		
Branksome	d	0536	0631	0657	0711			0749		0806				0848		0906				0948		1006				1048		
Bournemouth	a	0541	0637	0702	0717			0754		0811	0817			0854		0911	0917			0954		1011	1017			1054		
Bournemouth	d	0543	0635	0642	0705	0722		0745	0759	0802	0822			0845	0859	0902	0922			0945	0959	1002	1022			1045	1059	
Pokesdown for Boscombe	d	0547		0646	0709	0726				0806	0826					0906	0926					1006	1026					
Christchurch	d	0551		0650	0713	0730				0810	0830					0910	0930					1010	1030					
Hinton Admiral	d	0556		0655	0718					0815						0915						1015						
New Milton	d	0600		0700	0722	0737				0819	0837					0919	0937					1019	1037					
Sway	d	0605		0705	0727					0824						0924						1024						
Brockenhurst	a	0610		0709	0732	0743			0813	0829	0843			0913	0929	0943				0959	1013	1029	1043			1113		
Brockenhurst	d	0611		0710	0733	0744			0814	0830	0844			0914	0930	0944				1000	1014	1030	1044			1114		
Beaulieu Road	d									0835												1035						
Ashurst (New Forest)	d	0618		0718	0740					0839						0939						1039						
Totton	d	0623		0723	0745					0844						0944						1044						
Southampton Central	a	0629	0704	0728	0752	0758		0813	0828	0852	0858			0913	0928	0950	0958			1013	1028	1052	1058			1113	1128	
Southampton Central	d	0630	0715	0730	0755	0800		0815	0830	0855	0900			0915	0930	0955	1000			1015	1030	1055	1100			1115	1130	
Southampton Airport	a	0637	0722	0737	0802	0807		0822	0837	0902	0907			0922	0937	1002	1007			1022	1037	1102	1107			1122	1137	
Eastleigh	a	0650t		0750t	0806		0806	0849t	0906			0906		0950t	1006			1006		1024	1050t	1106			1106	1150t		
Winchester	a	0647	0732	0747		0817	0830	0847			0917			0931	0947			1017			1030	1047		1117		1131	1147	
Basingstoke	a	0704	0748	0811r		0834		0846	0911r		0934			0947	1011r		1034				1046	1111r		1134		1147	1211r	
Reading	a	0756b	0807	0849e				0907	0947e					1007	1049e						1106	1149e				1207	1249e	
Woking	a	0723	0817b	0822				0915b	0920					1020							1115b	1120				1215b	1220	
Clapham Junction	a	0743	0837b			0911		0935b			1011		1036b								1139b			1211		1235b		
London Waterloo	a	0752		0848		0920			0947		1020			1047							1150		1224			1248		

Late night and weekend trains may be altered due to engineering works.

Please check at southwesternrailway.com before travelling.

For guide to notes and symbols, see end of this timetable.

SATURDAY

Weymouth, Poole and Bournemouth to Basingstoke, Woking and London Waterloo

Operator Notes	SW	SW	SW	SW	XC	SW	SW	SW	SW	SW	XC	SW	SW	SW	SW	SW	XC	SW	SW	SW	SW	SW	XC	SW	SW	SW	SW	SW	
Weymouth	d		1020			1103			1120			1203			1220			1303			1320			1403			1420		
Upwey	d		1024						1124						1224						1324						1424		
Dorchester South	d		1033			1113			1133			1213			1233			1313			1333			1413			1433		
Moreton	d		1039						1139						1239						1339						1439		
Wool	d		1045						1145						1245						1345						1445		
Wareham	d		1053			1128			1153			1228			1253			1328			1353			1428			1453		
Holton Heath	d		1056						1156						1256						1356						1456		
Hamworthy	a		1101			1135			1201			1235			1301			1335			1401			1435			1501		
Poole	d	1058	1107			1140		1158	1207			1240		1258	1307			1340		1358	1407			1440		1458	1507		
Parkstone	d	1102				1144		1202				1244		1302				1344		1402			1444		1502				
Branksome	d	1106				1148		1206				1248		1306				1348		1406			1448		1506				
Bournemouth	a	1111	1117			1154		1211	1217			1254		1311	1317			1354		1411	1417			1454		1511	1517		
Bournemouth	d	1102	1122		1145	1159	1202	1222			1245	1259	1302	1322			1345	1359	1402	1422			1445	1459	1502	1522			
Pokesdown for Boscombe	d	1106	1126				1206	1226				1306	1326					1406	1426				1445	1459	1506	1526			
Christchurch	d	1110	1130				1210	1230				1310	1330					1410	1430				1445	1459	1510	1530			
Hinton Admiral	d	1115					1215					1315						1415					1445	1459	1515				
New Milton	d	1119	1137				1219	1237				1319	1337					1419	1437				1445	1459	1519	1537			
Sway	d	1124					1224					1324						1424					1445	1459	1524	1537			
Brookhurst	a	1129	1143			1213	1229	1243				1313	1329	1343				1413	1429	1443			1445	1459	1513	1529	1543		
Brookhurst	d	1130	1144			1214	1230	1244				1314	1330	1344				1414	1430	1444			1445	1459	1514	1530	1544		
Beaulieu Road	d						1235											1435					1445	1459	1514	1530	1544		
Ashurst (New Forest)	d	1139					1239					1339						1439					1445	1459	1514	1530	1544		
Totton	d	1144					1244					1344						1444					1445	1459	1514	1530	1544		
Southampton Central	a	1152	1158		1211	1228	1251	1258			1313	1328	1350	1358			1411	1428	1450	1458			1445	1459	1513	1528	1550	1558	
Southampton Central	d	1155	1200		1215	1230	1255	1300			1315	1330	1355	1400			1415	1430	1455	1500			1445	1459	1515	1530	1555	1600	
Southampton Airport	a	1202	1207		1222	1237	1302	1307			1322	1337	1402	1407			1422	1437	1502	1507			1445	1459	1515	1530	1555	1600	
Eastleigh	a	1206		1206	1224	1247	1306	1306	1324			1350t	1406		1406	1424		1450t	1506	1506	1524			1445	1459	1515	1530	1550t	1606
Winchester	a	1217	1234		1230	1247	1306	1306	1324			1347	1407		1406	1424		1450t	1506	1506	1524			1445	1459	1515	1530	1550t	1606
Basingstoke	a	1234		1224	1246	1311r	1306	1334			1347	1411r	1434		1424	1442		1450t	1506	1506	1524			1445	1459	1515	1530	1550t	1606
Reading	a			1224	1246	1311r	1306	1334			1347	1411r	1434		1424	1442		1450t	1506	1506	1524			1445	1459	1515	1530	1550t	1606
Woking	a			1224	1246	1311r	1306	1334			1347	1411r	1434		1424	1442		1450t	1506	1506	1524			1445	1459	1515	1530	1550t	1606
Clapham Junction	a	1311		1224	1246	1311r	1306	1334			1347	1411r	1434		1424	1442		1450t	1506	1506	1524			1445	1459	1515	1530	1550t	1606
London Waterloo	a	1320		1224	1246	1311r	1306	1334			1347	1411r	1434		1424	1442		1450t	1506	1506	1524			1445	1459	1515	1530	1550t	1606
				1224	1246	1311r	1306	1334			1347	1411r	1434		1424	1442		1450t	1506	1506	1524			1445	1459	1515	1530	1550t	1606
				1224	1246	1311r	1306	1334			1347	1411r	1434		1424	1442		1450t	1506	1506	1524			1445	1459	1515	1530	1550t	1606
				1224	1246	1311r	1306	1334			1347	1411r	1434		1424	1442		1450t	1506	1506	1524			1445	1459	1515	1530	1550t	1606
				1224	1246	1311r	1306	1334			1347	1411r	1434		1424	1442		1450t	1506	1506	1524			1445	1459	1515	1530	1550t	1606
				1224	1246	1311r	1306	1334			1347	1411r	1434		1424	1442		1450t	1506	1506	1524			1445	1459	1515	1530	1550t	1606
				1224	1246	1311r	1306	1334			1347	1411r	1434		1424	1442		1450t	1506	1506	1524			1445	1459	1515	1530	1550t	1606
				1224	1246	1311r	1306	1334			1347	1411r	1434		1424	1442		1450t	1506	1506	1524			1445	1459	1515	1530	1550t	1606
				1224	1246	1311r	1306	1334			1347	1411r	1434		1424	1442		1450t	1506	1506	1524			1445	1459	1515	1530	1550t	1606
				1224	1246	1311r	1306	1334			1347	1411r	1434		1424	1442		1450t	1506	1506	1524			1445	1459	1515	1530	1550t	1606
				1224	1246	1311r	1306	1334			1347	1411r	1434		1424	1442		1450t	1506	1506	1524			1445	1459	1515	1530	1550t	1606
				1224	1246	1311r	1306	1334			1347	1411r	1434		1424	1442		1450t	1506	1506	1524			1445	1459	1515	1530	1550t	1606
				1224	1246	1311r	1306	1334			1347	1411r	1434		1424	1442		1450t	1506	1506	1524			1445	1459	1515	1530	1550t	1606
				1224	1246	1311r	1306	1334			1347	1411r	1434		1424	1442		1450t	1506	1506	1524			1445	1459	1515	1530	1550t	1606
				1224	1246	1311r	1306	1334			1347	1411r	1434		1424	1442		1450t	1506	1506	1524			1445	1459	1515	1530	1550t	1606
				1224	1246	1311r	1306	1334			1347	1411r	1434		1424	1442		1450t	1506	1506	1524			1445	1459	1515	1530	1550t	1606
				1224	1246	1311r	1306	1334			1347	1411r	1434		1424	1442		1450t	1506	1506	1524			1445	1459	1515	1530	1550t	1606
				1224	1246	1311r	1306	1334			1347	1411r	1434		1424	1442		1450t	1506	1506	1524			1445	1459	1515	1530	1550t	1606
				1224	1246	1311r	1306	1334			1347	1411r	1434		1424	1442		1450t	1506	1506	1524								

SATURDAY

Weymouth, Poole and Bournemouth to Basingstoke, Woking and London Waterloo

Operator Notes	XC	SW	SW	SW	SW	XC	SW	SW	SW	SW	SW	XC	SW	SW	SW	SW	SW	XC	SW	SW	SW	SW	XC	SW							
Weymouth	d		1503				1520					1603								1720				1803			1820			1903	
Upwey	d						1524													1724				1824			1824				
Dorchester South	d		1513				1533					1613								1733				1813			1833			1913	
Moreton	d						1539													1739				1839			1839				
Wool	d						1545													1745				1845			1845				
Wareham	d		1528				1553				1628									1753				1828			1853			1928	
Holton Heath	d						1556													1756				1856			1856				
Hamworthy	a		1535				1601				1635									1801				1835			1901			1935	
Poole	d		1540			1558	1607				1640			1658	1707					1740			1758	1807			1840		1858	1907	1940
Parkstone	d		1544			1602					1644			1702						1744			1802				1844		1902		1944
Branksome	d		1548			1606					1648			1706						1748			1806				1848		1906		1948
Bournemouth	a		1554			1611	1617				1654			1711	1717					1754			1811	1817			1854		1911	1917	1954
Bournemouth	d	1545	1559	1602	1622		1645	1659	1702	1722		1745	1759	1802	1822				1845	1859	1902	1922				1945	1959				
Pokedown for Boscombe	d			1606	1626				1706	1726				1806	1826						1906	1926									
Christchurch	d			1610	1630				1710	1730				1810	1830						1910	1930									
Hinton Admiral	d			1615					1715					1815							1915										
New Milton	d			1619	1637				1719	1737				1819	1837						1919	1937									
Sway	d			1624					1724					1824							1924										
Brockenhurst	a		1613	1629	1643				1713	1729	1743			1813	1829	1843					1913	1929	1943				1959	2013			
Brockenhurst	d		1614	1630	1644				1714	1730	1744			1814	1830	1844					1914	1930	1944				2000	2014			
Beaulieu Road	d			1635										1835																	
Ashurst (New Forest)	d			1639					1739					1839							1939										
Totton	d			1644					1744					1844							1944										
Southampton Central	a	1613	1628	1650	1658		1711	1728	1750	1758		1811	1828	1852	1858			1911	1928	1950	1958					2013	2028				
Southampton Central	d	1615	1630	1655	1700		1715	1730	1755	1800		1815	1830	1855	1900			1915	1930	1955	2000					2015	2030				
Southampton Airport	a	1622	1637	1702	1707		1722	1737	1802	1807		1822	1837	1902	1907			1922	1937	2002	2007					2022	2037				
Eastleigh	a		1650t	1706		1706	1724	1750t	1806		1806	1824	1850t	1906			1906	1924	1950t	2006			2006			2024	2050t				
Winchester	a	1630	1647	1706	1717		1731	1747	1806	1817		1830	1847	1906			1924	1947	2006	2017			2024			2031	2047				
Basingstoke	a	1646	1711r	1706	1734		1747	1811r	1806	1834		1846	1911r	1906			1924	1947	2010	2034			2024			2047	2117r				
Reading	a	1706	1750e	1706			1808	1849e	1806			1906	1950e	1906			1924	1947	2010	2034			2024			2106	2149e				
Woking	a	1715b	1720	1706			1815b	1820	1806			1915b	1920	1906			1924	1947	2010	2034			2024			2110	2120				
Clapham Junction	a	1735b		1706	1811		1835b		1806			1935b		1906			1924	1947	2010	2034			2024			2110	2155k				
London Waterloo	a		1748		1820			1847				1920		1947			2020			2046			2119			2146					

Late night and weekend trains may be altered due to engineering works.
Please check at [southwesternrailway.com](https://www.southwesternrailway.com) before travelling.

For guide to notes and symbols, see end of this timetable.

SUNDAY

Weymouth, Poole and Bournemouth to Basingstoke, Woking and London Waterloo

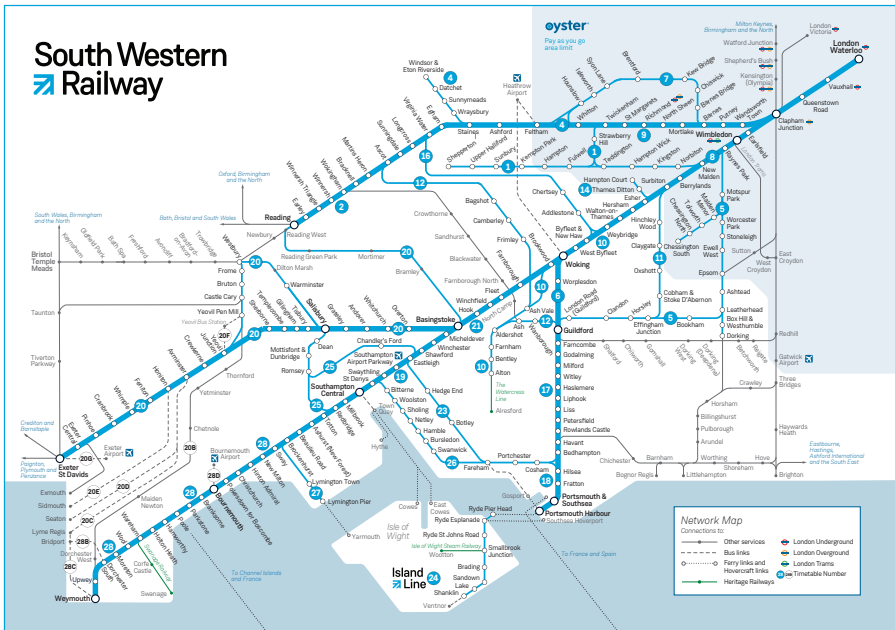
Operator Notes	SW	SW	SW	SW	XC	SW	SW	XC	SW	SW	XC	SW	SW	XC	SW	SW	XC	SW	SW	XC	SW	SW	XC	SW	SW	XC	SW	SW	
Weymouth	d			0748		0848			0948			1048			1148			1248			1348			1448			1548		
Upwey	d			0752		0852			0952			1052			1152			1252			1352			1452			1552		
Dorchester South	d			0800		0900			1000			1100			1200			1300			1400			1500			1600		
Moreton	d			0807		0907			1007			1107			1207			1307			1407			1507			1607		
Wool	d			0813		0913			1013			1113			1213			1313			1413			1513			1613		
Wareham	d			0820		0920			1020			1120			1220			1320			1420			1520			1620		
Holton Heath	d																												
Hamworthy	a			0827		0927			1027			1127			1227			1327			1427			1527			1627		
Poole	d	0720	0750	0832	0855	0932	0955		1032	1055		1132	1155		1232	1255		1332	1355		1432	1455		1532	1555		1632	1655	
Parkstone	d	0724	0754	0837		0937			1037			1137			1237			1337			1437			1537			1637		
Branksome	d	0727	0757	0841		0941			1041			1141			1241			1341			1441			1541			1641		
Bournemouth	a	0732	0802	0847	0904	0947	1004		1047	1104		1147	1204		1247	1304		1347	1404		1447	1504		1547	1604		1647	1704	
Bournemouth	d	0736	0806	0850	0906	0940	0950	1006	1040	1050	1106	1140	1150	1206	1240	1250	1306	1340	1350	1406	1440	1450	1506	1540	1550	1606	1640	1650	1706
Pokesdown for Boscombe	d	0740	0810		0910			1010			1110			1210			1310			1410			1510			1610		1710	
Christchurch	d	0744	0814		0914			1014			1114			1214			1314			1414			1514			1614		1714	
Hinton Admiral	d	0749	0819		0919			1019			1119			1219			1319			1419			1519			1619		1719	
New Milton	d	0753	0823	0901	0923		1001	1023		1101	1123		1201	1223		1301	1323		1401	1423		1501	1523		1601	1623		1701	1723
Sway	d	0758	0828		0928			1028			1128			1228			1328			1428			1528			1628		1728	
Brockenhurst	a	0802	0832	0908	0932	0954	1008	1032		1108	1132		1208	1232		1308	1332		1408	1432		1508	1532		1608	1632		1708	1732
Brockenhurst	d	0803	0833	0909	0933	0955	1009	1033		1109	1133		1209	1233		1309	1333		1409	1433		1509	1533		1609	1633		1709	1733
Beaulieu Road	d		0839		0939			1039			1139			1239			1339			1439			1539			1639		1739	
Ashurst (New Forest)	d	0813	0843		0943			1043			1143			1243			1343			1443			1543			1643		1743	
Totton	d	0818	0848		0948			1048			1148			1248			1348			1448			1548			1648		1748	
Southampton Central	a	0824	0853	0924	0953	1008	1023	1053	1108	1123	1153	1208	1223	1253	1308	1323	1353	1408	1423	1453	1509	1523	1554	1609	1623	1653	1708	1723	1753
Southampton Central	d	0826	0855	0925	0955	1015	1025	1055	1115	1125	1155	1215	1225	1255	1315	1325	1355	1415	1425	1455	1515	1525	1555	1615	1625	1655	1715	1725	1755
Southampton Airport	a	0833	0902	0932	1002	1022	1032	1102	1122	1132	1202	1222	1232	1302	1322	1332	1402	1422	1432	1502	1522	1532	1602	1622	1632	1702	1722	1732	1802
Eastleigh	a		0907		1007			1107			1207			1307			1407			1506			1607			1706		1806	
Winchester	a	0842	0922	0941	1022	1030	1041	1122	1130	1141	1222	1230	1241	1322	1330	1341	1423	1430	1441	1516	1530	1541	1616	1630	1641	1716	1730	1741	1816
Basingstoke	a	0901	0942	0958	1042	1046	1058	1142	1146	1158	1242	1246	1258	1342	1346	1358	1443	1446	1458	1533	1547	1558	1633	1646	1658	1733	1747	1758	1833
Reading	a	0932b	1006b	1032b		1106	1133b		1205	1232b		1305	1332b		1406	1432b		1504	1532b		1606	1632b		1706	1732b		1806	1832b	
Woking	a	0928	1002	1019	1102		1118	1203		1218	1302		1318	1402		1418	1502		1518	1553		1618	1653		1718	1753		1818	1853
Clapham Junction	a	0959	1029	1041	1129		1141	1227		1239	1327		1339	1427		1439	1527		1539	1614		1639	1714		1739	1814		1839	1915
London Waterloo	a	1009	1040	1051	1139		1152	1237		1249	1337		1349	1437		1449	1537		1549	1624		1649	1724		1749	1825		1849	1925

Late night and weekend trains may be altered due to engineering works.

Please check at southwesternrailway.com before travelling.

For guide to notes and symbols, see end of this timetable.

South Western Railway



Changing trains

Most journeys shown in this timetable are direct trains, shown in **bold type**. However, you may be able to make other journeys or reach your destination more quickly by changing trains. To help you find these alternative trains, we show them in *light italic type*. A letter against the time will show where you need to change trains – please check the ‘Notes’ section for an explanation of these letters.

Please allow plenty of time to change trains. At most stations you will need to allow at least five minutes. You will need longer at some stations, and this is shown in the ‘Station information’ table in this timetable. For example ⑩ means you should allow 10 minutes to change trains at this station.

MONDAY TO FRIDAY
London Waterloo, Woking and Basingstoke to Bournemouth, Poole and Weymouth

Operator Notes	SW	SW	SW	SW	SW	SW A	XC	SW	SW	SW	XC	SW	SW	SW	XC	SW	SW	SW	XC	SW	SW	SW	XC	SW	SW		
London Waterloo	d			0530				0630		0703	0710b	0735		0805	0820b	0835		0905	0920b	0935		1005	1020b	1035			
Clapham Junction	d			0537u				0637u		0710u	0717b	0723k		0812u	0827b	0827k		0912u	0927b	0927k		1012u	1027b	1027k			
Woking	d			0601				0657		0730	0736b	0800		0816b	0846b	0900		0916b	0946b	1000		1016b	1046b	1100			
Reading	d			0540b				0640b		0657b	0752			0800b	0854			0859b	0952			1007b	1052				
Basingstoke	d			0621				0718		0750	0811	0819		0849	0911			0949	1011			1049	1111				
Winchester	d			0638				0735		0807	0827	0836	0841	0906	0927	0933		1005	1027	1033		1105	1127	1133			
Eastleigh	d			0649			0721z	0746			0821t	0846	0851		0921t			1004t	1021t			1100t	1121t				
Southampton Airport	d			0653			0726z	0750		0819	0835	0850	0855	0914	0936	0942		1014	1035	1042		1114	1136	1142			
Southampton Central	a			0700				0757		0826	0842	0857	0902	0922	0943	0949		1022	1042	1049		1122	1143	1149			
Southampton Central	d			0622	0702	0730	0756	0759		0827	0846	0859	0906	0925	0945	0952	0956	1025	1045	1051	1058	1124	1145	1152	1156		
Totton	d			0628	0707	0738		0804		0833			0911				1001				1103				1201		
Ashurst (New Forest)	d			0632		0742		0809					0916				1006				1108				1206		
Beaulieu Road	d					0747		0813									1010								1210		
Brockenhurst	a			0640	0718	0753	0809	0819		0843		0912	0924	0939	0958	1005	1016	1039		1105	1116	1138		1205	1216		
Brockenhurst	d			0615	0641	0718		0757	0810	0820		0844		0913	0925	0940	0959	1006	1017	1040		1106	1117	1139	1206	1217	
Sway	d			0620	0646	0723		0825		0849			0929		0940			1022			1106	1122	1139		1206	1222	
New Milton	d			0625	0651	0728	0804	0830		0854			0934	0947				1027	1047			1127	1146		1227		
Hinton Admiral	d			0629	0655	0732		0834		0858			0938					1031				1131			1231		
Christchurch	d			0634	0700	0737	0811	0839		0903			0943	0954			1036	1054				1136	1153		1236		
Pokesdown for Boscombe	d			0637	0703	0740		0842		0906			0947	0958			1039	1058				1139	1157		1239		
Bournemouth	a			0641	0707	0744		0817	0824	0846		0910	0913	0928	0953	1002	1013	1021	1044	1102	1112	1120	1144	1201	1212	1220	1244
Bournemouth	d	0611	0644	0712	0746	0804	0818	0848	0904	0912		0932		1005	1010		1025		1105	1110		1124		1205	1210	1224	
Branksome	d	0616	0649	0717	0751	0809	0823	0853	0909	0917		0937			1015		1030			1115		1129		1205	1215	1229	
Parkstone	d	0619	0652	0720	0754	0812	0826	0856	0912	0920		0940			1018		1034			1118		1132		1205	1218	1232	
Poole	d	0624	0657	0725	0758	0817	0830a	0900	0917	0923a		0944		1016	1022a		1038		1116	1122a		1137		1216	1222a	1237	
Hamworthy	d	0629	0702	0730	0803	0822		0905	0922		0949		1021			1043		1121			1142		1221		1242		
Holton Heath	d	0633	0706	0734	0807	0826			0926			1025					1125					1225					
Wareham	d	0638	0711	0739	0812	0831		0912	0931			0956		1030		1050		1130			1149		1230		1249		
Wool	d	0644	0717	0745	0819	0837		0919	0937			1002		1036				1136				1236					
Moreton	d	0650	0725	0751	0825	0843		0925	0943			1042					1142					1242					
Dorchester South	d	0658	0735	0759	0833	0851		0933	0951		1013		1050			1106		1150			1205		1250		1305		
Upwey	d	0705	0741	0806	0839	0858		0939	0958				1057					1157				1257					
Weymouth	a	0709	0746	0810	0844	0902		0944	1002			1025		1101			1117				1215		1303		1314		

Late night and weekend trains may be altered due to engineering works.

Please check at southwesternrailway.com before travelling.

For guide to notes and symbols, see end of this timetable.

MONDAY TO FRIDAY

London Waterloo, Woking and Basingstoke to Bournemouth, Poole and Weymouth

Operator Notes	SW	XC	SW	SW	SW	XC	SW	SW	SW	XC	SW	SW	SW	XC	SW	SW	SW	XC	SW	SW B	SW			
London Waterloo	d 1105	1120b	1135		1205	1220b	1235		1305	1320b	1335		1405	1420b	1435		1505	1520b	1535		1605			
Clapham Junction	d 1112u	1127b	1127k		1212u	1227b	1227k		1312u	1327b	1327k		1412u	1427b	1427k		1512u	1527b	1527k		1612u			
Woking	d 1116b	1146b	1200		1216b	1247b	1300		1316b	1346b	1401		1417b	1446b	1500		1516b	1546b	1600		1616b			
Reading	d 1107b	1152			1211b	1252			1312b	1352			1413b	1452			1505b	1552			1607b			
Basingstoke	d 1149	1211			1248	1311			1348	1411			1449	1511			1549	1611			1648			
Winchester	d 1205	1227	1233		1305	1327	1333		1405	1427	1433		1505	1527	1532		1605	1628	1633	1639	1705			
Eastleigh	d 1200t	1221t			1304t	1321t			1400t	1421t			1500t	1521t			1600t	1621t		1650				
Southampton Airport	d 1214	1240	1244		1314	1336	1342		1414	1435	1442		1514	1536	1541		1614	1637	1642	1654	1714			
Southampton Central	a 1222	1247	1252		1322	1343	1350		1422	1443	1449		1522	1543	1548		1621	1644	1649	1705	1721			
Southampton Central	d 1224	1249	1253	1256	1324	1345	1352	1356	1424	1445	1451	1456	1524	1545	1551	1556	1626	1628	1649	1653	1656	1713	1725	1728
Totton	d			1302				1401				1501				1601	1626	1634		1720			1733	
Ashurst (New Forest)	d			1306				1406				1506				1606	1639			1707			1738	
Beaulieu Road	d							1410				1510				1610				1711			1746	
Brockenhurst	a 1238		1307	1316	1338		1406	1416	1438		1504	1516	1538		1604	1616	1639	1647		1710	1717	1731	1738	1746
Brockenhurst	d 1239		1307	1317	1339		1407	1417	1439		1505	1517	1539		1605	1626	1640	1647		1711	1718	1731	1739	1746
Sway	d			1322				1422				1522				1631	1652			1722			1751	
New Milton	d 1246			1327	1346			1427	1446			1527	1546			1636	1657			1727	1738		1756	
Hinton Admiral	d			1331				1431				1531				1640	1701			1731			1800	
Christchurch	d 1253			1336	1353			1436	1453			1536	1553			1645	1706			1736	1745		1805	
Pokesdown for Boscombe	d 1257			1339	1357			1439	1457			1539	1557			1648	1709			1740			1808	
Bournemouth	a 1301	1315	1322	1344	1401	1412	1421	1444	1501	1512	1520	1544	1601	1612	1620	1653	1701	1713	1721	1726	1744	1752	1755	1812
Bournemouth	d 1305	1310		1326	1405	1410		1425	1505	1510		1524	1605	1610		1624	1702	1715		1728	1745		1757	1814
Branksome	d	1315		1331	1405	1415		1430	1505	1515		1529	1605	1615		1629	1708			1733	1750		1802	1819
Parkstone	d	1318		1334	1405	1418		1433	1505	1518		1532	1605	1618		1632	1711			1736	1753		1805	1822
Poole	d 1316	1322a		1338	1416	1422a		1438	1516	1522a		1537	1616	1622a		1637	1717	1724a		1740	1757a		1810	1825a
Hamworthy	d 1321			1343	1421			1443	1521			1542	1621			1642	1722			1745			1815	
Holton Heath	d 1325			1425				1449	1525			1549	1625			1649	1726			1752			1819	
Wareham	d 1330		1350	1430	1449			1449	1530			1549	1630			1649	1730			1752			1824	
Wool	d 1336			1436				1449	1536			1549	1636			1655	1737			1758			1830	
Moreton	d 1342			1442				1449	1542			1549	1642			1655	1743			1758			1841	
Dorchester South	d 1350		1406	1450			1506	1506	1550			1605	1650			1706	1751			1809			1849	
Upwey	d 1357			1457				1506	1557			1605	1657			1706	1757			1809			1855	
Weymouth	a 1403		1417	1503			1516	1516	1604			1616	1703			1715	1802			1818			1902	

Late night and weekend trains may be altered due to engineering works. Please check at southwesternrailway.com before travelling.

★ Passengers travelling with cycles may not join or leave services at stations with train times shown in blue.

For guide to notes and symbols, see end of this timetable.

MONDAY TO FRIDAY

London Waterloo, Woking and Basingstoke to Bournemouth, Poole and Weymouth

Operator Notes	XC	SW	SW ★	XC ★	SW	SW ★	XC ★	SW	SW ★	XC	SW	SW	SW	XC	SW	SW	SW	XC	SW	SW	SW	SW	SW							
London Waterloo	d	1620b	1635	1705	1723b	1735	1805	1823b	1835	1905	1920b	1935		2005	2020b	2035		2105	2120b	2135		2205	2235	2335						
Clapham Junction	d	1627b	1627k	1657b	1702h			1814r		1912u	1927b	1927k		2012u	2027b	2027k		2112u	2127b	2127k		2212u	2227k	2344u						
Woking	d	1646b	1659u		1734r			1745r		1834r				1845b	1946b	2000		2046b	2100		2146b	2200		2300	0004					
Reading	d	1652			1752			1757b		1852				1905b	1950			1957b	2049		2052b	2152		2205b	2249r	2334b				
Basingstoke	d	1711	1719	1746	1811	1817	1846	1912	1917	1948	2011			2049	2111			2149	2211		2250	2311r		0035						
Winchester	d	1727	1735	1803	1827	1833	1903	1927	1934	2005	2027	2033		2105	2128	2133		2205	2227		2234	2306	2333	0051						
Eastleigh	d	1721t		1801t	1821t			1855t		1921t				2000t	2021t			2103t	2121t		2209t	2222t		2324t	0100					
Southampton Airport	d	1736	1744	1812	1835	1842	1911	1936	1943	2014	2036	2042		2114	2137	2142		2217	2235		2243	2315	2342	0105						
Southampton Central	a	1743	1751	1819	1842	1849	1918	1944	1950	2021	2043	2049		2121	2144	2149		2225	2242		2250	2322	2349	0112						
Southampton Central	d	1749	1755	1758	1822	1825	1845	1853	1856	1922	1925	1949	1954	1956	2025	2028	2045	2051	2056	2125	2145	2151	2156	2227	2245	2252	2324	2353	0113	
Totton	d			1804	1831			1901	1930					2002	2033			2101	2130			2201	2232		2324	2329	0119s			
Ashurst (New Forest)	d			1808	1835			1906	1935					2007	2038			2106				2206	2237		2334					
Beaulieu Road	d			1813																		2210								
Brockenhurst	a		1809	1819	1843	1858	1914	1943		2015	2039	2046		2104	2116	2141		2205	2216	2245		2305		2342	0006	0130s				
Brockenhurst	d		1810	1819	1844	1859	1915	1944		2015	2040	2046		2105	2117	2142		2206	2217	2247		2306	2316	2343	0007					
Sway	d		1824	1848			1919	1948		2020	2051	2056		2122	2146			2222	2251			2321	2347							
New Milton	d		1829	1853			1924	1953		2025	2056			2127	2151			2227	2256			2326	2352		0137s					
Hinton Admiral	d		1833	1857			1928	1957		2029	2100			2131	2155			2231	2300			2330	2356							
Christchurch	d		1838	1902			1933	2002		2034	2105			2136	2200			2236	2305			2335	0002		0144s					
Pokesdown for Boscombe	d		1841	1906			1937	2006		2037	2108			2139	2204			2239	2309			2338	0006		0148s					
Bournemouth	a	1816	1824	1845	1849	1910	1914	1921	1941	1949	2010	2015	2021	2041	2054	2112	2115	2120	2143	2208	2215	2220	2244	2313	2316	2320	2342	0010	0022	0152
Bournemouth	d		1826		1851	1911	1923	1942	1950	2011	2022	2043	2058	2114		2124						2224			2324	2344		0024		
Branksome	d		1831	1856	1916	1928	1947	1955	2016	2027	2048	2103	2119		2129							2229			2329	2349		0029		
Parkstone	d		1834	1859	1919	1931	1950	1958	2019	2030	2051	2106	2122		2132							2232			2332	2352		0032		
Poole	d		1838	1903	1924a	1935	1955a	2003	2024a	2035	2056a	2110	2125a		2137							2237			2337	2355a		0036a		
Hamworthy	d		1843	1908			1940		2008		2040		2115		2142							2242			2342					
Holton Heath	d			1912					2012																					
Wareham	d		1850	1917			1947		2017		2046		2122		2149							2249			2349					
Wool	d		1856	1923			1954		2023		2053		2129		2155							2255			2355					
Moreton	d			1929					2029				2141		2201							2301			0002					
Dorchester South	d		1907	1937			2005		2037		2104		2149		2209							2309			0010					
Upwey	d			1944					2044				2155		2216							2316			0016					
Weymouth	a		1918	1950			2015		2051			2115		2200								2320			0021					

Late night and weekend trains may be altered due to engineering works.
Please check at southwesternrailway.com before travelling.

★ Passengers travelling with cycles may not join or leave services at stations with train times shown in blue.

For guide to notes and symbols, see end of this timetable.

SATURDAY

London Waterloo, Woking and Basingstoke to Bournemouth, Poole and Weymouth

Operator Notes	SW	SW	SW	SW	SW	SW	SW	XC	SW	SW	SW	XC	SW	SW	SW	XC	SW	SW	SW	XC	SW	SW	XC		
London Waterloo	d			0530		0630		0710b	0735		0805	0820b	0835		0905	0920b	0935		1005	1020b	1035		1105	1109r	
Clapham Junction	d			0537u		0637u		0717b	0720k		0812u	0827b	0827k		0912u	0927b	0927k		1012u	1028b	1028k		1112u		
Woking	d			0603		0657		0736b	0800		0816b	0846b	0900		0916b	0947b	1000		1016b	1046b	1100		1116b	1134b	
Reading	d			0543b		0637b		0752			0807b	0852			0910b	0952			1007b	1052			1104b	1152	
Basingstoke	d		0510z	0623		0718		0811	0821		0849	0911			0948	1011			1048	1111			1148	1211	
Winchester	d		0526z	0642		0734		0831	0838		0905	0927	0933		1005	1027	1033		1105	1127	1133		1205	1227	
Eastleigh	d		0536z	0651		0743		0821t	0847		0901t	0921t			1000t	1021t			1100t	1121t			1200t	1221t	
Southampton Airport	d		0540z	0655		0748		0840	0851		0914	0936	0942		1014	1036	1042		1114	1136	1142		1214	1236	
Southampton Central	a			0703		0756		0847	0858		0921	0943	0949		1021	1043	1050		1121	1143	1149		1221	1243	
Southampton Central	d		0620	0705	0721	0800	0817	0849	0900	0903	0924	0945	0951	0956	1024	1044	1051	1056	1124	1144	1151	1156	1224	1245	
Totton	d		0625	0710	0726	0805	0822			0909				1001				1101				1201			
Ashurst (New Forest)	d		0630		0731		0827			0913				1006				1106				1206			
Beaulieu Road	d						0831			0910				1010				1110				1210			
Brockenhurst	a		0638	0721	0739	0816	0837		0914	0921	0937	0958	1005	1016	1037		1105	1116	1137		1205	1216	1237		
Brockenhurst	d		0615	0639	0721	0740	0817	0838		0914	0922	0938	0959	1006	1017	1038		1106	1117	1138		1206	1217	1238	
Sway	d		0620	0643	0726	0744	0821	0842			0926			1022				1122				1222			
New Milton	d		0625	0648	0731	0749	0826	0847		0931	0945			1027	1045			1127	1145			1227	1245		
Hinton Admiral	d		0629	0652	0735	0753	0830	0851		0935				1031				1131				1231			
Christchurch	d		0634	0657	0740	0758	0835	0856		0940	0952			1036	1052			1136	1152			1236	1252		
Pokesdown for Boscombe	d		0637	0701	0743	0802	0839	0900		0944	0956			1039	1056			1139	1156			1239	1256		
Bournemouth	a		0641	0706	0747	0806	0843	0905	0916	0929	0950	1000	1013	1020	1044	1100	1111	1120	1144	1200	1211	1220	1244	1300	1312
Bournemouth	d	0611	0644	0711	0749	0811	0844	0909		0930		1004	1008	1024		1104	1108	1124		1204	1208	1224		1304	1308
Branksome	d	0616	0649	0716	0754	0816	0849	0914		0935			1013	1029			1113	1129			1213			1313	
Parkstone	d	0619	0652	0719	0757	0819	0852	0917		0938			1016	1032			1116	1132			1216			1316	
Poole	d	0624	0657	0724	0801	0824	0857	0922		0943		1014	1020a	1037		1114	1120a	1137		1214	1220a		1314	1320a	
Hamworthy	d	0629	0702	0729	0806	0829	0902	0927		0948		1019		1042		1119		1142		1219		1242		1319	
Holton Heath	d	0633	0706	0733		0833		0931			1023				1123			1223				1323			
Wareham	d	0638	0711	0738	0813	0838	0909	0935		0955		1028		1049		1128		1149		1228		1249		1328	
Wool	d	0644	0717	0744	0819	0844	0915	0942			1035				1135			1235				1335			
Moreton	d	0650	0723	0750	0825	0850	0921	0948			1041				1141			1241				1341			
Dorchester South	d	0658	0731	0758	0833	0858	0929	0956		1011		1049		1105		1149		1205			1305		1349		
Upwey	d	0705	0738	0805	0840	0905	0936	1002			1055				1155			1255				1355			
Weymouth	a	0709	0742	0809	0845	0909	0940	1008		1019		1100			1200			1213			1313		1400		

Late night and weekend trains may be altered due to engineering works.
Please check at southwesternrailway.com before travelling.

For guide to notes and symbols, see end of this timetable.

SATURDAY

London Waterloo, Woking and Basingstoke to Bournemouth, Poole and Weymouth

Operator Notes	SW	SW	SW	XC	SW	SW	SW	XC	SW	SW	SW	XC	SW	SW	SW	XC	SW	SW	SW	XC	SW	SW			
London Waterloo	d	1135		1205	1220b	1235		1305	1320b	1335		1405	1420b	1435		1505	1520b	1535		1605	1620b	1635			
Clapham Junction	d	1127k		1212u	1227b	1232k		1312u	1327b	1327k		1412u	1427b	1427k		1512u	1527b	1527k		1612u	1627b	1627k			
Woking	d	1200		1216b	1246b	1304		1316b	1346b	1400		1416b	1446b	1500		1516b	1546b	1600		1616b	1646b	1700			
Reading	d			1207b	1252			1307b	1352			1407b	1452		1507b	1552		1600		1607b	1652				
Basingstoke	d			1248	1311			1349	1411			1448	1511		1548	1611		1648		1711	1711				
Winchester	d	1233		1305	1327	1336		1405	1427	1433		1505	1527	1533		1605	1627	1633		1705	1727	1733			
Eastleigh	d			1300t	1321t			1400t	1421t			1500t	1521t		1600t	1621t		1700t		1721t	1721t				
Southampton Airport	d	1242		1314	1336	1345		1414	1436	1442		1514	1535	1542		1614	1636	1642		1714	1735	1742			
Southampton Central	a	1249		1321	1343	1352		1421	1443	1449		1521	1542	1549		1621	1643	1649		1721	1742	1749			
Southampton Central	d	1251	1256	1324	1345	1353	1356	1424	1445	1451	1456	1524	1545	1551	1556	1624	1645	1651	1656	1724	1745	1751	1756		
Totton	d		1301				1401				1501				1601				1701				1801		
Ashurst (New Forest)	d		1306				1406				1506				1606				1706				1806		
Beaulieu Road	d						1410								1610								1810		
Brockenhurst	a	1305	1316	1337		1407	1416	1437		1505	1516	1537		1605	1616	1637		1705	1716	1737		1805	1816		
Brockenhurst	d	1306	1317	1338		1408	1417	1438		1506	1517	1538		1606	1617	1638		1706	1717	1738		1806	1817		
Sway	d		1322				1422				1522				1622				1722				1822		
New Milton	d		1327	1345			1427	1445			1527	1545			1627	1645			1727	1745			1827		
Hinton Admiral	d		1331				1431				1531				1631				1731				1831		
Christchurch	d		1336	1352			1436	1452			1536	1552			1636	1652			1736	1752			1836		
Pokesdown for Boscombe	d		1339	1356			1439	1456			1539	1556			1639	1656			1739	1756			1839		
Bournemouth	a	1320	1344	1400	1412	1422	1444	1500	1512	1520	1544	1600	1612	1620	1644	1700	1715	1720	1744	1800	1812	1820	1844		
Bournemouth	d	1324		1404	1408		1426		1504	1508		1524		1604	1608		1624		1704	1708		1724		1804	1808
Branksome	d	1329		1413	1413		1431			1513		1529			1613		1629			1713		1729		1813	1829
Parkstone	d	1332		1416	1416		1434			1516		1532			1616		1632			1716		1732		1816	1832
Poole	d	1337		1414	1420a		1438		1514	1520a		1537		1614	1620a		1637		1714	1720a		1737		1814	1820a
Hamworthy	d	1342		1419			1443		1519			1542		1619			1642		1719			1742		1819	1842
Holton Heath	d			1423			1523					1623			1723					1823					
Wareham	d	1349		1428		1450	1528			1549		1628		1649		1728		1749		1828				1849	
Wool	d			1435			1535					1635			1735					1835					
Moreton	d			1441			1541					1641			1741					1841					
Dorchester South	d	1405		1449		1506	1549			1605		1649		1705		1749		1805		1849				1905	
Upwey	d			1455			1555					1655			1755					1855					
Weymouth	a	1413		1500		1515	1600			1613		1700		1713		1800		1816		1900				1913	

Late night and weekend trains may be altered due to engineering works.
Please check at southwesternrailway.com before travelling.

For guide to notes and symbols, see end of this timetable.

SATURDAY

London Waterloo, Woking and Basingstoke to Bournemouth, Poole and Weymouth

Operator	Notes	SW	XC	SW	SW	SW	XC	SW	SW	SW	XC	SW	SW	XC	SW	SW	XC	SW	SW	SW	SW	SW	SW	SW	SW	SW	SW	
London Waterloo	d	1705	1720b	1735		1805	1820b	1835		1905	1920b	1935		2005	2020b	2035	2105	2120b	2135	2205	2235	2305	0010					
Clapham Junction	d	1712u	1727b	1727k		1812u	1827b	1827k		1912u	1927b	1927k		2012u	2027b	2027k	2112u	2127b	2127k	2212u	2227k	2312u	0017u					
Woking	d	1716b	1746b	1800		1816b	1846b	1900		1916b	1946b	2000		2016b	2046b	2100	2116b	2146b	2200		2300	2332	0040					
Reading	d	1707b	1752			1807b	1852			1905b	1952			2005b	2052		2110b	2152		2205b	2252r	2305b						
Basingstoke	d	1748	1811			1848	1911			1948	2011			2049	2111		2148	2211		2250	2311r	2352	0100					
Winchester	d	1805	1827	1833		1905	1927	1933		2005	2027	2033		2105	2127	2133	2205	2227	2233	2307	2333	0011	0116					
Eastleigh	d	1800t	1821t			1900t	1921t			2000t	2021t			2100t	2121t		2205t	2221t			2324t	0022	0125					
Southampton Airport	d	1814	1835	1842		1914	1935	1942		2014	2035	2042		2114	2136	2142	2214	2236	2242	2315	2342	0026	0129					
Southampton Central	a	1821	1842	1849		1921	1942	1949		2021	2042	2049		2121	2143	2149	2225	2243	2251	2322	2349	0035	0136					
Southampton Central	d	1824	1845	1851	1856	1924	1945	1951	1956	2024	2045	2051	2056	2124	2145	2151	2229	2245	2252	2324	2351	0037	0138					
Totton	d				1901				2001				2101	2129			2234			2329		0042s	0143s					
Ashurst (New Forest)	d				1906				2006				2106	2134			2239			2334								
Beaulieu Road	d								2010																			
Brockenhurst	a	1837		1905	1916	1937	1958	2005	2016	2037		2104	2116	2142		2204	2247		2306	2342	0004	0053s	0154s					
Brockenhurst	d	1838		1906	1917	1938	1959	2006	2017	2038		2105	2117	2143		2205	2248		2307	2343	0005							
Sway	d				1922				2022				2122	2148			2253			2347								
New Milton	d	1845			1927	1945			2027	2045			2127	2153		2258			2352	0012s	0100s	0201s						
Hinton Admiral	d				1931				2031				2131	2157		2302			2356									
Christchurch	d	1852			1936	1952			2036	2052			2136	2202		2307			0002	0019s	0107s	0208s						
Pokesdown for Boscombe	d	1856			1939	1956			2039	2056			2139	2206		2311			0005	0023s	0111s	0212s						
Bournemouth	a	1900	1912	1920	1944	2000	2013	2020	2044	2100	2112	2120	2144	2210	2215	2220	2315	2319	2324	0009	0027	0115	0216					
Bournemouth	d	1904	1908		1924		2004	2008		2104	2108		2124		2212		2224	2317		2327	0011	0029	0117					
Branksome	d		1913		1929			2013				2129		2217		2229	2322		2332	0016	0034	0122s						
Parkstone	d		1916		1932			2016				2132		2221		2232	2326		2335	0019	0037	0125s						
Poole	d	1914	1920a		1937	2014	2020a		2037	2115	2120a		2137		2226a		2237	2330a		2340	0023a	0041a	0128a					
Hamworthy	d	1919			1942	2019			2042	2120			2142			2242			2345									
Holton Heath	d	1923			2023																							
Wareham	d	1928			1949	2028			2049	2127			2149		2249				2351									
Wool	d	1935			2035					2133			2155		2255				2358									
Moreton	d	1941			2041					2143			2201		2301				0004									
Dorchester South	d	1949		2005	2049			2105		2151			2209		2309				0012									
Upwey	d	1955			2056					2158			2216		2316				0018									
Weymouth	a	2000		2015	2103			2113		2202			2220		2320				0023									

Late night and weekend trains may be altered due to engineering works.
Please check at southwesternrailway.com before travelling.

For guide to notes and symbols, see end of this timetable.

SUNDAY

London Waterloo, Woking and Basingstoke to Bournemouth, Poole and Weymouth






Operator Notes	SW	SW D	SW	SW D	SW	SW D	XC	SW	SW D	XC	SW	SW D	XC	SW	SW D	XC	SW	SW D	XC	SW	SW D	XC	SW	SW D	XC	SW	SW D	XC	
London Waterloo	d				0753	0835	0853	0915b	0935	0953	1015b	1035	1054	1115b	1135	1154	1215b	1235	1254	1315b	1335	1354	1415b	1435	1454	1520b	1535	1605	1620b
Clapham Junction	d				0803u	0845u	0903u	0924b	0945u	1003u	1023b	1045u	1103u	1123b	1145u	1203u	1223b	1242u	1303u	1323b	1342u	1403u	1423b	1442u	1503u	1527b	1542u	1612u	1627b
Woking	d				0828	0907	0928	0946b	1007	1028	1046b	1107	1128	1146b	1207	1228	1246b	1307	1328	1345b	1407	1428	1446b	1507	1528	1546b	1607	1637	1646b
Reading	d				0737b	0837b	0911b	0952		1012b	1052		1112b	1152		1212b	1252		1312b	1352		1412b	1452		1512b	1552		1612b	1652
Basingstoke	d	0748			0848	0927	0948	1011	1027	1048	1111	1127	1148	1211	1227	1248	1311	1327	1347	1411	1427	1447	1511	1527	1547	1611	1627	1657	1711
Winchester	d	0807			0908	0944	1008	1027	1044	1108	1127	1144	1208	1227	1244	1308	1327	1344	1407	1427	1444	1507	1527	1544	1607	1627	1644	1714	1727
Eastleigh	d	0821			0922		1022			1122			1222			1322			1420			1520			1621			1723	
Southampton Airport	d	0825			0927	0953	1027	1035	1053	1127	1135	1153	1227	1235	1253	1327	1335	1353	1425	1435	1453	1525	1535	1553	1625	1635	1653	1727	1735
Southampton Central	a	0832			0934	1000	1034	1042	1100	1134	1142	1200	1234	1244	1300	1334	1344	1400	1432	1442	1500	1532	1544	1600	1632	1642	1700	1734	1744
Southampton Central	d	0834	0903	0935	1003	1035	1050	1103	1135	1150	1203	1235	1250	1303	1335	1350	1403	1433	1450	1503	1533	1550	1603	1634	1650	1703	1736	1750	
Totton	d	0839			0941		1041			1141			1241			1341			1439			1539			1639			1741	
Ashurst (New Forest)	d	0844			0945		1045			1145			1245			1345			1443			1543			1644			1746	
Beaulieu Road	d	0848			0950		1050			1150			1250			1350			1448			1548			1648			1750	
Brockenhurst	a	0854	0916	0956	1016	1056	1103	1116	1156			1216			1316			1416			1516			1616			1716		1756
Brockenhurst	d	0855	0917	0957	1017	1057	1110	1117	1157			1217			1317			1417			1517			1617			1717		1757
Sway	d	0900			1001		1101						1301					1459			1559			1700			1801		
New Milton	d	0905	0924	1006	1024	1106		1124	1206			1224	1306		1324	1406		1424	1504		1524	1604		1624	1705		1724	1806	
Hinton Admiral	d	0909			1010		1110						1310					1508			1608			1709			1810		
Christchurch	d	0914			1015		1115						1315					1513			1613			1714			1815		
Pokesdown for Boscombe	d	0917			1019		1119						1319					1517			1617			1717			1819		
Bournemouth	a	0921	0934	1023	1034	1123	1127	1134	1223	1227	1234	1323	1327	1334	1423	1427	1434	1521	1525	1534	1621	1625	1634	1721	1725	1734	1823	1827	
Bournemouth	d	0839	0924	0939	1024	1039	1124		1139	1224		1239	1324		1339	1424		1439	1522		1539	1622		1639	1723		1739	1824	
Branksome	d	0844			0944		1044			1144			1244					1444			1544			1644			1744		
Parkstone	d	0847			0947		1047			1147			1247					1447			1547			1647			1747		
Poole	d	0851	0933a	0951	1033a	1051	1133a		1151	1233a		1251	1333a		1433a		1451	1531a		1551	1631a		1651	1732a		1751	1833a		
Hamworthy	d	0856			0956		1056			1156			1256					1456			1556			1656			1756		
Holton Heath	d																												
Wareham	d	0903			1003		1103			1203			1303					1503			1603			1703			1803		
Wool	d	0910			1010		1110			1210			1310					1510			1610			1710			1810		
Moreton	d	0916			1016		1116			1216			1316					1516			1616			1716			1818		
Dorchester South	d	0924			1024		1124			1224			1324					1524			1624			1724			1826		
Upwey	d	0931			1032		1131			1231			1331					1531			1631			1731			1833		
Weymouth	a	0935			1037		1136			1235			1335					1535			1635			1735			1837		


Late night and weekend trains may be altered due to engineering works.
Please check at southwesternrailway.com before travelling.


For guide to notes and symbols, see end of this timetable.

GUIDE TO NOTES AND SYMBOLS

First Class accommodation also available on all trains shown in **bold type**.

- A** Also calls at Redbridge 0735.
B Also calls at Redbridge 1717.
D Divides during journey - please make sure you are in the correct portion.
SW Operated by South Western Railway.
XC Operated by CrossCountry
 · Seat reservations available
 · Cycle reservations recommended.
- a Arrival time.
 b Change at Basingstoke.
 d Departure time.
 e Change at Winchester and Basingstoke.
 h Change at Woking and Winchester.
 k Change at Woking.
 m Change at Winchester and Woking.
 r Change at Winchester.
 s Stops to let passengers leave the train only.
 t Change at Southampton Airport Parkway.
 u Stops to let passengers join the train only.
 v Change at Eastleigh.
 z Change at Southampton Central.
 ─ Continued in later column.
 ─ Continued from earlier column.
-  Train attaches to another.
 Train divides.
 Car Park.
 Minimum connection time where different from the standard five minutes.
 † Station is **closed** on Sunday.
 \$ For details of additional trains, please see Great Western Railway timetables.
 ‡ For services to and from Lymington please see timetable 27.
 For details of buses from Wareham station to Corfe Castle and Swanage, telephone 01202 338420.
 For information on the Swanage Railway visit swanagerailway.co.uk
 ↔ Southampton Airport - station is a short walk from the airport terminal.
 ↔ Woking - Railair coach link between Woking station and Heathrow Airport. Visit firstbus.co.uk/railair for details.
 \$ Station is approximately 3 miles from Beaulieu village. There are NO bus services from Beaulieu Road station.
 Please visit beaulieu.co.uk for public transport information to the Motor Museum.

 Station for Southampton City Centre and the Docks. Also buses for Red Funnel Ferries to Cowes, Isle of Wight, (redfunnel.co.uk) and the Hythe ferry (hytheferry.co.uk).

 Interchange for London Underground. Visit tfl.gov.uk for details.

★ Passengers travelling with cycles may not join or leave services at stations with train times shown in blue.

Cycles on trains

At peak times the following restrictions apply in the area bounded by Reading, Hook, Alton, Guildford and Dorking.



Passengers travelling with cycles may not join or leave services timed to arrive at London Waterloo between 0715 and 1000 inclusive and timed to depart from London Waterloo between 1645 and 1900 inclusive.

Travelling after midnight?

Trains which run after midnight are shown at the end of the day.

STATION INFORMATION

See notes for explanation of symbols.

Weymouth	P		S
Upwey	P		S
Dorchester South	P		S
Moreton	P		
Wool	P		
Wareham	P		
Holton Heath	P		†
Hamworthy			
Poole	P	④	
Parkstone	P		
Branksome	P		
Bournemouth	P		
Pokesdown for Boscombe			
Christchurch	P		
Hinton Admiral	P		
New Milton	P		
Sway	P		
Brockenhurst	P	⑤	‡
Beaulieu Road			\$
Ashurst (New Forest)	P		
Totton	P		
Southampton Central	P		
Southampton Airport	P		↔
Eastleigh	P	③	
Winchester	P		
Basingstoke	P		
Reading	P	⑦	
Woking	P		↔
Clapham Junction		⑩	
London Waterloo		⑪	

28C Weymouth - Bridport - Lyme Regis Bus service

Bus service operated by First Wessex X52, X53 – Tel: 0345 6460707
firstgroup.com/wessex

MONDAY TO FRIDAY

Notes					Sch	SH														
Weymouth Station Forecourt	d	0652	0848	1048	1248	1443	1448	1711	1837											
Abbotsbury Ilchester Arms	a	0718	0915	1115	1315	1510	1515	1738	1904											
West Bay George Hotel	a	0737	0935	1135	1335	1530	1535	1758	1924											
Bridport West Street	a	0745	0944	1144	1344	1600	1544	1807	1933											
Lyme Regis Square	a	0821	1021	1221	1421	1638	1621	1844												

Notes	SH	Sch	SH	Sch																
Lyme Regis Co-op	d	0646	0701	0740	0740	0940	1140	1340	1550	1745	1905									
Bridport West Street	d	0722	0736	0817	0817	1017	1217	1417	1637	1822	1942									
West Bay George Hotel	d	0732	0746	0827	0845	1027	1227	1427	1637	1832	1952									
Abbotsbury Ilchester Arms	d	0752	0806	0847	0905	1047	1247	1447	1657	1852	2012									
Weymouth Bus Garage *	a	0821	0838	0919	0935	1117	1317	1517	1727	1922	2042									

SATURDAY

Notes																				
Weymouth Station Forecourt	d	0848	1048	1248	1448	1648	1837													
Abbotsbury Ilchester Arms	a	0915	1115	1315	1515	1715	1904													
West Bay George Hotel	a	0935	1135	1335	1535	1735	1924													
Bridport West Street	a	0944	1144	1344	1544	1744	1933													
Lyme Regis Square	a	1021	1221	1421	1621	1821														

Notes																				
Lyme Regis Co-op	d	0740	0940	1140	1340	1540	1740													
Bridport West Street	d	0817	1017	1217	1417	1617	1817													
West Bay George Hotel	d	0827	1027	1227	1427	1627	1827													
Abbotsbury Ilchester Arms	d	0847	1047	1247	1447	1647	1847													
Weymouth Bus Garage *	a	0917	1117	1317	1517	1717	1917													

SUNDAY

0848	1248	1448	1748																	
0915	1315	1515	1815																	
0935	1335	1535	1835																	
0944	1344	1544	1844																	
1021	1421	1621	1921																	

0940	1140	1540	1740																	
1017	1217	1617	1817																	
1027	1227	1627	1827																	
1047	1247	1647	1847																	
1117	1317	1717	1917																	

NOTES SH - School Holidays only.

a - Arrival time.

* - Bus Garage is 3 minutes walk from Weymouth Station.

Sunday service runs on Public Holidays.

Sch - School days only.

d - Departure time.

Rail tickets to 'Bridport Bus X51/X53' are valid to Lyme Regis (and also on the Dorchester - Lyme Regis service)

Visit us at southwesternrailway.com

- Buying tickets online
- Live train information
- Train times
- Special offers and days out
- Plan your journey
- Latest news

Customer Service Centre

0345 6000 650

Monday to Friday 0800 - 2000

Saturday 0900 - 1800

Sunday 0900 - 1600

Our UK based team are available for:

- Comments and suggestions

Assisted Travel

0800 5282 100

Text relay 18001 0800 5282 100

A freephone service open 24 hours for older and disabled customers.

We recommend booking assistance **2 hours in advance**.

National Rail Enquiries

03457 48 49 50

Train times, fares and rail information.

Free travel alerts

southwesternrailway.com/alerts

Keeping our registered customers up-to-date with their service running information, delays and alterations.

Twitter [@SW_Help](https://twitter.com/SW_Help)

Follow South Western Railway on Twitter and be the first to know what's happening on our network.

Facebook Facebook.com/SWRailway

Providing South Western Railway network information and details of our latest offers.

First MTR South Western Trains Limited (trading as South Western Railway) accepts no liability for any inaccuracy in the information contained in this timetable which is subject to alteration.

First MTR South Western Trains Limited. Registered in England and Wales 07900320.

Registered office: 8th Floor, The Point, 37 North Wharf Road, London W2 1AF.

A First and MTR company.

South Western
 **Railway**

PTT28 12 2024



Please Recycle