

# 28 Weymouth and Bournemouth to London Waterloo



## Train times

22 September to 14 December 2024

# Your timetable

This timetable shows train services between **Weymouth, Poole, Bournemouth, Southampton, Winchester, Basingstoke, Woking and London Waterloo**.

It also shows train services between:

- **Yeovil and Weymouth** - see timetable **28A**.

And it shows connecting **bus services**:

- between **Dorchester South, Bridport and Lyme Regis** - see timetable **28B**;
- between **Weymouth, Bridport and Lyme Regis** - see timetable **28C**; and
- from **Bournemouth Rail Station and Bournemouth Airport** - see timetable **28D**.

For the complete train service between Southampton and London Waterloo (and the stations in-between), please see timetable 19.

For services between Brockenhurst, Lymington Town and Lymington Pier (for Yarmouth, Isle of Wight), please see timetable 27.

## Buy a ticket before you board

You need to buy a valid ticket before you get on your train. We know that most of our passengers do this before travelling, and we have a duty to those passengers to make sure no-one travels without paying. This is why we run a penalty fares scheme across most of our network.

If you travel without a valid ticket to or from a station within the penalty fares area, you may have to pay a penalty fare. A Penalty Fare is £100 plus the price of the full single fare applicable for your intended journey. However, if it is paid within 21 days, the Penalty Fare is reduced to £50 plus the price of the single fare applicable.

We have a policy to, wherever possible, prosecute everyone who deliberately avoids paying.

## Cycles on trains

The services in this timetable have limited room for cycles, so we have had to apply some restrictions. The ★ symbol, with train times printed in **blue**, shows which trains have restrictions. These restrictions are explained in the 'Guide to notes and symbols' section.

We will carry folding cycles on any train, as long as they can be folded small enough to be carried safely in the luggage rack. Cycles are not allowed on buses that replace trains during engineering work.

## Changes to train times

Network Rail need to do engineering work to maintain and improve the rail network. They do a lot of this work at weekends and during holiday periods, but they also need to do some work overnight during the week.

If we need to close rail lines so Network Rail can carry out work, buses will replace train services. We may also have to alter train services over a wider area.

Please check for any changes to train times before travelling at weekends, late in the evening or early in the morning.

Look for the 'Changes to train times' posters at stations, or visit our website at **southwesternrailway.com**.

## Travel with Confidence

So that you can travel with confidence, we are ventilating trains to refresh air, improving information about journeys and trains, and extensively cleaning trains and stations.

## Automated Delay Repay

We have introduced a new Automated Delay Repay (ADR) system that drastically cuts the time it takes to claim and receive compensation if your train is late.

ADR works for all customers who have bought Advance tickets or a Touch Smartcard season ticket from our website.

If you have a Touch Smartcard season ticket, you will need to touch in and out at the beginning and end of your journey, sign up for a Delay Repay account at **delayrepay.southwesternrailway.com** and select 'Auto Delay Repay'. (The email addresses you use for 'My Account' and 'Delay Repay' must match.)

To find out more about Automated Delay Repay, visit: **southwesternrailway.com/contact-and-help/refunds-and-compensation/delay-repay/automated-delay-repay**.

## No-smoking policy

For the comfort of all our customers, smoking and using e-cigarettes is not allowed on any part of our trains or stations.

You can smoke outside the station entrance or in our car parks.



# South Western Railway and Community Rail Partnerships

We are committed to working with Community Rail Partnerships (CRPs) across our network. CRPs are not-for-profit organisations that help to further connect the railway with the communities they serve. They work closely with SWR to promote healthy and sustainable travel, design projects which bring communities together, as well as support social and economic development. SWR is proud to provide core funding and support to 12 CRPs on our network.

## South Wessex Community Rail Partnership

Covering the line running south of Westbury to Weymouth, including Upwey and Weymouth.

Find out more at [southwessexcrp.org.uk/](http://southwessexcrp.org.uk/)



**SOUTH WESSEX**  
COMMUNITY RAIL PARTNERSHIP

## New Forest Community Rail Partnership

**Stations: Lymington Pier, Lymington Town, Brockenhurst, Sway and Ashurst New Forest.**

The Community Rail Partnership was launched in July 2008 and over the years the partnership has worked hard to help people discover, and explore, attractions from the New Forest and Lymington, as well as connections on to the Isle of Wight.

Find out more at [newforestcrp.co.uk](http://newforestcrp.co.uk)



New Forest Community Rail Partnership

[www.newforestcrp.co.uk](http://www.newforestcrp.co.uk)

## Purbeck

### Community Rail Partnership

**Stations: Holton Heath, Wareham, Wool, Moreton, Dorchester South and the Swanage Railway**

Formed in conjunction with Swanage Railway, Purbeck Community Rail Partnership supports the reintroduction of services from Swanage to Wareham. The partnership covers not only four of the mainline stations but also those on the Swanage line.

Find out more at [purbeckcrp.org.uk](http://purbeckcrp.org.uk)



## Three Rivers

### Community Rail Partnership

**Stations: Salisbury, Dean, Mottisfont & Dunbridge, Romsey, Millbrook, Redbridge, Southampton Central, St Denys, Swaythling, Southampton Airport, Eastleigh, Chandler's Ford, Bitterne, Woolston, Sholing, Netley, Hamble, Bursledon, Shawford and Winchester**

Three Rivers aims to improve stations in the area of the rail routes that run alongside the main rivers between Salisbury, Winchester, Southampton and Bursledon – hence 'Three Rivers'. It is a group of local authorities, residents and the train industry, working to improve local stations, promote tourism, and train and bus service integration.

Find out more at [threeriversrail.com/](http://threeriversrail.com/)



**MONDAY TO FRIDAY**
**Weymouth, Poole and Bournemouth to Basingstoke, Woking and London Waterloo**

Operator	Notes	SW ★	SW	SW ★	SW ★	XC ★	SW ★	SW ★	SW ★	SW ★	XC	SW ★	SW ★	SW	SW	SW	XC	SW	SW	SW	SW	SW	XC	SW	SW	SW	SW	SW	
<b>Weymouth</b>	d							0550		0620			0650					0721	0752			0820				0900		0920	
Upwey	d							0554		0624			0654						0725	0756			0824				0900	0924	
<b>Dorchester South</b>	d							0602		0632			0702						0733	0806			0833			0910	0933		
Moreton	d							0609		0639			0709						0739	0812			0840				0940		
Wool	d							0615		0645			0715						0745	0818			0846				0946		
Wareham	d							0625		0653			0723						0753	0825			0853			0926	0953		
Holton Heath	d							0628					0727						0757	0828			0856				0956		
Hamworthy	a							0633		0700			0732						0802	0833			0901			0933	1001		
<b>Poole</b>	d	0457	0521	0538	0553			0640	0648	0708		0717	0738		0801			0808	0839	0853	0858	0907			0939	0958	1007		
Parkstone	d	0501	0525	0542	0557			0644	0652	0712		0721	0742		0805			0812	0843			0902			0943	1002			
Branksome	d	0504	0528	0545	0600			0647	0655	0716		0724	0746		0808			0815	0847			0906			0946	1006			
<b>Bournemouth</b>	a	0509	0533	0551	0605			0652	0700	0721		0729	0751		0813			0820	0853	0902		0911	0917			0953	1011	1017	
<b>Bournemouth</b>	d	0512	0535	0553	0609	0630	0633	0655	0702	0723	0731	0733	0753	0802	0815		0840	0822	0854	0905		0922			0945	0957	1002	1022	
Pokesdown for Boscombe	d	0516	0539		0613			0637		0706		0737		0806	0818			0825		0909		0926					1006	1026	
Christchurch	d	0520	0543		0617			0641		0710		0741		0810	0822			0829		0913		0930					1010	1030	
Hinton Admiral	d		0548		0622			0646		0715		0746		0815				0834		0918							1015		
New Milton	d	0527	0553		0626			0651		0719		0750		0819	0829			0839		0922		0937					1019	1037	
Sway	d		0557		0631			0655		0724		0755		0824				0843		0927							1024		
<b>Brockenhurst</b>	a	0534	0603	0608	0636			0700		0729		0800	0808	0829	0837			0849	0910	0932		0943			0959	1013	1029	1043	
<b>Brockenhurst</b>	d	0535		0609	0638			0701		0731			0801	0809	0830	0838			0850	0911	0933		0944			1000	1014	1030	1044
Beaulieu Road	d												0806		0835												1035		
Ashurst (New Forest)	d				0646			0709		0739			0810		0839			0857		0942							1039		
Totton	d	0546		0620	0651			0714		0744			0815		0844			0902		0947							1044		
<b>Southampton Central</b>	a	0554		0628	0658	0702	0720	0725	0752	0756	0802	0821	0826	0853	0855	—	0913	0917	0927	0953		0958			1013	1028	1053	1058	
<b>Southampton Central</b>	d	0555		0630	0700	0715	0730	0800	0815	0830	0902	0900	0902	0915	0931	0955	1000	—	1015	1030	1055	1100	—						
<b>Southampton Airport</b>	a	0602		0637	0707	0722	0737	0807	0822	0837	—	0907	0912	0922	0938	1002	1007	—	1022	1037	1102	1107	—						
Eastleigh	a	0607		0649t			0749t						0850t		0916	1006			0950t		1006	1006	1050t	1106			1106	1106	
Winchester	a	0617		0646	0717	0730	0747	0817	0830	0847		0917	0927	0932	0948	—		1017	1025	1030	1047	—				1117	1124		
<b>Basingstoke</b>	a	0635		0704	0734	0746	0813r	0834	0846	0914r		0936	0948	1012r	1034			1034		1047	1111r					1134			
Reading	a	0708b		0746b		0809		0907		0947e			1010	1056e				1107	1149e										
<b>Woking</b>	a	0655		0734r	0808r	0833b	0842r	0854		0922		0955	1015b	1021				1115b		1120						1211			
Clapham Junction	a	0715				0905g		0914		0942		1015	1036b	1106k				1112		1136b		1205k				1211			
<b>London Waterloo</b>	a	0726		0747	0819	0843b	0848	0925		0953		1024			1049			1121				1147				1220			

Late night and weekend trains may be altered due to engineering works.  
Please check at [southwesternrailway.com](http://southwesternrailway.com) before travelling.

★ Passengers travelling with cycles may not join or leave services at stations with train times shown in blue.

For guide to notes and symbols, see end of this timetable.

**MONDAY TO FRIDAY**
**Weymouth, Poole and Bournemouth to Basingstoke, Woking and London Waterloo**

Operator Notes		XC	SW	SW	SW	SW	XC	SW	SW	SW	SW	SW	XC	SW	SW	SW	SW	SW	XC	SW	SW	SW	SW	SW	XC	SW									
<b>Weymouth</b>	d		1003					1100					1117						1217						1317										
Upwey	d													1200						1221						1321								1400	
<b>Dorchester South</b>	d		1014					1110					1130						1230						1330									1410	
Moreton	d																		1236						1336										
Wool	d																		1242						1342										
Wareham	d		1029					1126					1151						1251					1326										1426	
Holton Heath	d																		1254						1354										
Hamworthy	a		1036					1133					1159						1259					1333										1433	
<b>Poole</b>	d		1041			1058	1105	1139			1158	1205		1239				1258	1305					1339			1358						1405	1439	
Parkstone	d		1045			1102		1143					1202						1302					1343			1402							1443	
Branksome	d		1049			1106		1146					1206						1306					1346			1406							1446	
<b>Bournemouth</b>	a		1055			1111	1116	1153				1211	1216					1311	1316					1353			1411	1416						1453	
<b>Bournemouth</b>	d	1045	1059	1102	1120			1145	1157	1202	1220			1245	1257	1302			1320				1345	1357	1402		1420						1445	1458	
Pokesdown for Boscombe	d			1106	1124						1206	1224							1306					1406		1424									
Christchurch	d			1110	1128						1210	1228							1310					1410		1428									
Hinton Admiral	d			1115							1215								1315					1415											
New Milton	d			1119	1135						1219	1235							1319				1335		1419		1435								
Sway	d			1124							1224								1324					1424											
<b>Brockenhurst</b>	a		1113	1129	1143					1213	1229	1243						1313	1329				1413	1429	1443									1513	
<b>Brockenhurst</b>	d		1114	1130	1144					1214	1230	1244						1314	1330				1414	1430	1444									1514	
Beaulieu Road	d										1235													1435											
Ashurst (New Forest)	d			1139							1239								1339					1439											
Totton	d			1144							1244								1344					1444											
<b>Southampton Central</b>	a	1113	1128	1150	1158			1213	1228	1250	1258			1313	1328	1350			1358				1413	1428	1452	1458							1513	1528	
<b>Southampton Central</b>	d	1115	1130	1155	1200			1215	1230	1255	1300			1315	1330	1355			1400				1415	1430	1457	1500							1515	1530	
<b>Southampton Airport</b>	a	1122	1137	1202	1207			1222	1237	1302	1307			1322	1337	1402	1407			1407			1422	1437	1504	1507							1522	1537	
Eastleigh	a		1150t	1206			1206			1250t	1307			1307		1350t	1406			1406			1450t	1508			1508							1550t	
Winchester	a	1131	1147	1206	1217	1224	1230	1247	1258	1317	1324	1331	1347	1358	1417	1424	1430	1447	1458	1466	1473	1480	1497	1504	1511	1517	1524	1531	1538	1545	1552	1559	1566		
<b>Basingstoke</b>	a	1147	1213r	1206	1234	1241	1246	1315r	1322	1339	1346	1353	1420	1427	1434	1441	1448	1455	1462	1469	1476	1483	1490	1497	1504	1511	1518	1525	1532	1539	1546	1553	1560	1567	
Reading	a	1207					1306	1355e						1407	1448e				1506	1555e						1609	1655e								
<b>Woking</b>	a	1215b	1220				1315b	1320						1420					1515b	1520				1615b	1620		1615b	1620							1620
Clapham Junction	a	1237b	1306k		1312		1336b	1406k					1412	1436b	1504k				1511	1536b	1605k				1611	1636b	1705k								
<b>London Waterloo</b>	a		1249		1321			1349					1421						1520					1549			1620								1649

Late night and weekend trains may be altered due to engineering works.

Please check at [southwesternrailway.com](http://southwesternrailway.com) before travelling.

For guide to notes and symbols, see end of this timetable.

**MONDAY TO FRIDAY**
**Weymouth, Poole and Bournemouth to Basingstoke, Woking and London Waterloo**

Operator Notes	SW	SW	SW	SW	XC	SW	SW	SW	SW	SW	XC	SW	SW	SW	SW	SW	XC	SW	SW	SW	SW	SW	XC	SW	SW	SW	SW	SW	
<b>Weymouth</b>	d		1417			1500				1517			1600			1617			1700				1717			1800			1817
Upwey	d		1421							1521						1621							1721					1821	
<b>Dorchester South</b>	d		1430			1510				1530			1610			1630			1710				1730			1810		1830	
Moreton	d		1436							1536						1636							1736					1836	
Wool	d		1442							1542						1642							1742					1842	
Wareham	d		1451			1526				1551			1626			1651			1726				1751			1826		1851	
Holton Heath	d		1454							1554						1654							1754					1854	
Hamworthy	a		1459			1533				1559			1633			1659			1733				1759			1833		1859	
<b>Poole</b>	d		1458	1505		1539			1558	1605			1639		1658	1705			1739		1758	1807			1839		1858	1905	
Parkstone	d		1502			1543			1602				1643		1702				1743		1802				1843		1902		
Branksome	d		1506			1546			1606				1646		1706				1746		1806				1846		1906		
<b>Bournemouth</b>	a		1511	1516					1611	1616			1653		1711	1716			1753		1811	1817			1853		1911	1916	
<b>Bournemouth</b>	d	1502	1520		1545	1557	1602			1620			1645	1657	1702			1745	1757	1802			1820		1845	1857	1902	1920	
Pokesdown for Boscombe	d	1506	1524				1606			1624					1706					1806			1824			1906	1924		
Christchurch	d	1510	1528				1610			1628					1710					1810			1828			1910	1928		
Hinton Admiral	d	1515					1615								1715					1815						1915			
New Milton	d	1519	1535				1619			1635					1719	1735				1819	1835					1919	1935		
Sway	d	1524					1624								1724					1824						1924			
<b>Brookhurst</b>	a	1529	1543			1613	1629			1643			1713	1729		1743			1813	1829			1843		1859	1913	1929	1943	
<b>Brookhurst</b>	d	1530	1544			1614	1630			1644			1714	1730		1744			1814	1830			1844		1900	1914	1930	1944	
Beaulieu Road	d						1635													1835									
Ashurst (New Forest)	d	1539					1639							1739						1839						1939			
Totton	d	1544					1644							1744						1844						1944			
<b>Southampton Central</b>	a	1552	1558		1613	1628	1650			1658			1713	1728	1750			1813	1828	1853			1858		1913	1928	1952	1958	
<b>Southampton Central</b>	d	1555	1600		1615	1630	1652			1700			1715	1730	1752			1815	1830	1857			1900		1915	1930	1955	2000	
<b>Southampton Airport</b>	a	1602	1607		1622	1637	1703			1707			1722	1737	1803			1822	1837	1904			1907		1922	1937	2002	2007	
Eastleigh	a	1607		1607		1650t	1707			1707	1735t	1750t	1807		1807			1822	1837	1908			1908		1924	1947	2006	2006	
Winchester	a		1617	1624	1631	1647				1717			1741	1747				1817	1822	1847			1917	1924	1930	1947		2017	2021
<b>Basingstoke</b>	a		1634		1647	1711r				1734			1741	1746	1811r			1840	1847	1911r			1934	1941	1946	2011r		2034	
Reading	a				1707	1746e							1807	1849e				1908	1947e				2009		2044e				
<b>Woking</b>	a				1716b	1721				1820					1924					1924						2021		2053	
Clapham Junction	a		1711		1736b	1804k				1811			1836b	1904k				1940b	2004k				2010		2052k		2116		
<b>London Waterloo</b>	a		1720			1749				1820				1849						1951			2019		2049		2129		

Late night and weekend trains may be altered due to engineering works.  
Please check at [southwesternrailway.com](http://southwesternrailway.com) before travelling.

For guide to notes and symbols, see end of this timetable.



# MONDAY TO FRIDAY

# Weymouth, Poole and Bournemouth to Basingstoke, Woking and London Waterloo

Operator	Notes	XC	SW	SW	SW	SW	SW	SW	SW	SW	SW																												
<b>Weymouth</b>	d		1900		1915		1957	2005	2057	2207	2309																												
Upwey	d				1919			2009	2101	2211	2313																												
<b>Dorchester South</b>	d		1910		1929		2008	2018	2109	2220	2321																												
Moreton	d				1936			2024	2115	2226	2327																												
Wool	d				1943			2030	2121	2232	2333																												
Wareham	d		1926		1952		2026	2040	2130	2240	2342																												
Holton Heath	d																																						
Hamworthy	a		1933		1959		2033	2046	2136	2247	2348																												
<b>Poole</b>	d		1939	1950	2008		2039	2052	2142	2253	2354																												
Parkstone	d		1943	1954			2043	2056	2146	2257																													
Branksome	d		1946	1957			2046	2100	2150	2300																													
<b>Bournemouth</b>	a		1953	2002	2017		2053	2106	2156	2306	0003																												
<b>Bournemouth</b>	d	1945	1957	2005	2021		2057	2110	2210	2310																													
Pokesdown for Boscombe	d				2025			2114	2214	2314																													
Christchurch	d				2013	2029			2118	2218	2318																												
Hinton Admiral	d				2018				2123	2223	2323																												
New Milton	d				2022	2036			2128	2228	2328																												
Sway	d				2027				2132	2232	2332																												
<b>Brockenhurst</b>	a		2013	2032	2043		2113	2138	2238	2338																													
<b>Brockenhurst</b>	d		2014	2033	2044		2114	2139	2239	2339																													
Beaulieu Road	d				2038																																		
Ashurst (New Forest)	d				2042				2146	2246	2346																												
Totton	d				2047				2151	2251	2351																												
<b>Southampton Central</b>	a	2013	2029	2053	2059		2128	2157	2257	2357																													
<b>Southampton Central</b>	d	2015	2030	2055	2100		2130	2200	2300																														
<b>Southampton Airport</b>	a	2022	2037	2102	2107		2137	2207	2307																														
Eastleigh	a		2050t	2106		2106	2150t	2211	2311																														
Winchester	a	2031	2047		2117		2121	2147	2223	2323																													
<b>Basingstoke</b>	a	2047	2122r		2134		2216r	2240	2343																														
Reading	a	2107	2156e		2239b		2303e	2325b	0031b																														
<b>Woking</b>	a		2119		2155		2219	2300	0018																														
Clapham Junction	a		2156k		2215		2255k	2320																															
<b>London Waterloo</b>	a		2148		2224		2244	2330																															

Late night and weekend trains may be altered due to engineering works.  
Please check at [southwesternrailway.com](https://www.southwesternrailway.com) before travelling.

For guide to notes and symbols, see end of this timetable.

## SATURDAY

## Weymouth, Poole and Bournemouth to Basingstoke, Woking and London Waterloo

Operator Notes	SW	XC	SW	SW	SW	SW	XC	SW	SW	SW	SW	SW	XC	SW	SW	SW	SW	SW	XC	SW	SW	SW	SW	XC	SW			
<b>Weymouth</b>	d		0537		0612			0650				0717		0800			0820		0900				0920			1003		
Upwey	d				0616			0654				0721					0824						0924					
<b>Dorchester South</b>	d		0547		0624			0707				0729		0810			0833		0910				0933			1013		
Moreton	d				0631			0714				0736					0840						0940					
Wool	d		0557		0637			0720				0742					0846						0946					
Wareham	d		0606		0645			0727				0751		0826			0853		0926				0953			1028		
Holton Heath	d		0609		0649			0731				0754					0856						0956					
Hamworthy	a		0614		0654			0736				0759		0833			0901		0933				1001			1035		
<b>Poole</b>	d	0525	0621	0647	0700			0741		0758	0805			0839		0858	0907		0939		0958	1007				1040		
Parkstone	d	0529	0625	0651	0704			0745		0802				0843		0902			0943		1002					1044		
Branksome	d	0533	0628	0654	0708			0749		0806				0846		0906			0946		1006					1048		
<b>Bournemouth</b>	a	0538	0634	0659	0714			0754		0811	0816			0853		0911	0917		0953		1011	1017				1053		
<b>Bournemouth</b>	d	0540	0633	0639	0702	0719		0745	0759	0802	0820		0845	0857	0902	0922		0945	0957	1002		1022			1045	1058		
Pokesdown for Boscombe	d	0544		0643	0706	0723				0806	0824				0906	0926					1006		1026					
Christchurch	d	0548		0647	0710	0727				0810	0828				0910	0930					1010		1030					
Hinton Admiral	d	0553		0652	0715					0815					0915						1015							
New Milton	d	0557		0657	0719	0734				0819	0835				0919	0937					1019		1037					
Sway	d	0602		0702	0724					0824					0924						1024							
<b>Brockenhurst</b>	a	0608		0707	0730	0741			0813	0829	0843			0913	0929	0943		0959	1013	1029		1043				1113		
<b>Brockenhurst</b>	d	0609		0708	0731	0742			0814	0830	0844			0914	0930	0944		1000	1014	1030		1044				1114		
Beaulieu Road	d									0836											1036							
Ashurst (New Forest)	d	0616		0716	0738					0840					0939						1040							
Totton	d	0621		0721	0743					0845					0944						1045							
<b>Southampton Central</b>	a	0629	0704	0728	0752	0758		0813	0828	0852	0858		0913	0928	0952	0958		1013	1028	1052		1058			1113	1128		
<b>Southampton Central</b>	d	0630	0715	0730	0755	0800		0815	0830	0855	0900		0915	0930	0955	1000		1015	1030	1055		1100			1115	1130		
<b>Southampton Airport</b>	a	0637	0722	0737	0802	0807		0822	0837	0902	0907		0922	0937	1002	1007		1022	1037	1102		1107			1122	1137		
Eastleigh	a	0650t		0749t	0806		0806	0849t	0906			0906	0950t	1006			1006	1024	1050t	1106				1106	1150t			
Winchester	a	0647	0732	0747		0817	0830	0847		0917		0931	0947			1017	1024	1030	1047		1117			1124	1131	1147		
<b>Basingstoke</b>	a	0704	0748	0811r	0834			0846	0911r	0935		0947	1011r	1034			1046	1111r		1134					1147	1211r		
Reading	a	0756b	0807	0849e				0907	0947e			1007	1049e				1106	1149e							1207	1249e		
<b>Woking</b>	a	0723		0821				0915b	0920			1020					1115b	1120							1215b	1220		
Clapham Junction	a	0743	0837b			0911		0936b		1011		1036b					1111	1139b					1211		1236b			
<b>London Waterloo</b>	a	0752		0848		0920			0947		1020			1047			1120					1150		1224		1248		

Late night and weekend trains may be altered due to engineering works.

Please check at [southwesternrailway.com](http://southwesternrailway.com) before travelling.

For guide to notes and symbols, see end of this timetable.

## SATURDAY

## Weymouth, Poole and Bournemouth to Basingstoke, Woking and London Waterloo

Operator Notes	SW	SW	SW	SW	XC	SW	SW	SW	SW	SW	XC	SW	SW	SW	SW	SW	XC	SW	SW	SW	SW	SW	XC	SW	SW	SW	SW	SW
<b>Weymouth</b>	d		1017			1100			1117			1200			1217			1300			1317			1400			1417	
Upwey	d		1021						1121						1221						1321						1421	
<b>Dorchester South</b>	d		1030			1110			1130			1210			1230			1310			1330			1410			1430	
Moreton	d		1036						1136						1236						1336						1436	
Wool	d		1042						1142						1242						1342						1442	
Wareham	d		1051			1126			1151			1226			1251			1326			1351			1426			1451	
Holton Heath	d		1054						1154						1254						1354						1454	
Hamworthy	a		1059			1133			1159			1233			1259			1333			1359			1433			1459	
<b>Poole</b>	d	1058	1105			1139		1158	1205			1239		1258	1305			1339		1358	1405			1439		1458	1505	
Parkstone	d	1102				1143		1202				1243		1302				1343		1402			1443		1502			
Branksome	d	1106				1146		1206				1246		1306				1346		1406			1446		1506			
<b>Bournemouth</b>	a	1111	1116			1153		1211	1216			1253		1311	1316			1353		1411	1416			1453		1511	1516	
<b>Bournemouth</b>	d	1102	1120		1145	1157	1202	1220			1245	1257	1302		1320		1345	1357	1402		1420		1445	1457	1502	1520		
Pokesdown for Boscombe	d	1106	1124				1206	1224				1306	1324		1342			1406		1424			1445	1457	1506	1524		
Christchurch	d	1110	1128				1210	1228				1310	1328		1348			1410		1428			1445	1457	1505	1528		
Hinton Admiral	d	1115					1215					1315						1415						1445	1457	1505	1528	
New Milton	d	1119	1135				1219	1235				1319	1335		1355			1419		1435			1445	1457	1505	1519	1535	
Sway	d	1124					1224					1324						1424						1445	1457	1505	1524	
<b>Brookhurst</b>	a	1129	1143			1213	1229	1243				1313	1329		1343			1413	1429	1443			1445	1457	1505	1513	1529	1543
<b>Brookhurst</b>	d	1130	1144			1214	1230	1244				1314	1330		1344			1414	1430	1444			1445	1457	1505	1514	1530	1544
Beaulieu Road	d						1235											1436										
Ashurst (New Forest)	d	1139					1239					1339						1440								1539		
Totton	d	1144					1244					1344						1445								1544		
<b>Southampton Central</b>	a	1152	1158		1213	1228	1252	1258			1313	1328	1352		1358			1413	1428	1452	1458		1513	1528	1552	1558		
<b>Southampton Central</b>	d	1155	1200		1215	1230	1255	1300			1315	1330	1355		1400			1415	1430	1455	1500		1515	1530	1555	1600		
<b>Southampton Airport</b>	a	1202	1207		1222	1237	1302	1307			1322	1337	1402		1407			1422	1437	1502	1507		1522	1537	1602	1607		
Eastleigh	a	1206		1206	1224	1250t	1306		1306			1350t	1406		1406			1450t	1506		1506		1550t	1607		1607		
Winchester	a	1217	1234		1224	1230	1247		1324		1331	1347	1402		1407			1424	1447	1502	1507		1524	1547	1602	1607		
<b>Basingstoke</b>	a		1234		1224	1246	1311r	1334			1347	1411r	1434		1434			1446	1511r	1534			1524	1547	1602	1607		
Reading	a				1306	1351e					1409	1449e						1505	1551e	1534			1524	1547	1602	1607		
<b>Woking</b>	a				1315b	1320					1415b	1420						1515b	1520	1534			1524	1547	1602	1607		
Clapham Junction	a		1311		1337b			1411			1436b			1511			1536b		1520	1534			1524	1547	1602	1607		
<b>London Waterloo</b>	a		1320			1349		1420				1449		1520				1549		1610	1619		1524	1547	1602	1607		

Late night and weekend trains may be altered due to engineering works.  
Please check at [southwesternrailway.com](http://southwesternrailway.com) before travelling.

For guide to notes and symbols, see end of this timetable.

## SATURDAY

## Weymouth, Poole and Bournemouth to Basingstoke, Woking and London Waterloo

Operator Notes	XC	SW	SW	SW	SW	XC	SW	SW	SW	SW	XC	SW	SW	SW	SW	XC	SW	SW	SW	XC	SW	SW	XC	SW									
<b>Weymouth</b>	d		1500				1517			1600				1617			1700					1717			1759			1817			1900		
Upwey	d						1521							1621											1721			1821					
<b>Dorchester South</b>	d		1510				1530			1610				1630			1710								1730			1830		1910			
Moreton	d						1536							1636											1736			1836					
Wool	d						1542							1642											1742			1842					
Wareham	d		1526				1551			1626				1651			1726								1751			1826		1926			
Holton Heath	d						1554							1654											1754			1854					
Hamworthy	a		1533				1559			1633				1659			1733								1759			1833		1859	1933		
<b>Poole</b>	d		1539			1558	1605			1639			1658	1705			1739							1758	1805		1839		1858	1905	1939		
Parkstone	d		1543			1602				1643				1702			1743								1802			1843		1902	1943		
Branksome	d		1546			1606				1646				1706			1746								1806			1846		1906	1946		
<b>Bournemouth</b>	a		1553			1611	1616			1653			1711	1716			1753								1811	1816		1853		1916	1953		
<b>Bournemouth</b>	d	1545	1557	1602	1620		1645	1657	1702					1720		1745	1757	1802							1820		1845	1857	1902	1920		1945	1957
Pokedown for Boscombe	d				1606				1706					1724				1806							1824			1906		1924			
Christchurch	d				1610				1710					1728				1810							1828			1910		1928			
Hinton Admiral	d				1615				1715					1719				1815							1819			1915		1919	1935		
New Milton	d				1619				1719					1735				1819							1835			1919		1935			
Sway	d				1624				1724					1724				1824							1824			1924		1924			
<b>Brockenhurst</b>	a		1613	1629	1643				1713	1729				1743				1813	1829						1843			1913	1929	1943		1959	2013
<b>Brockenhurst</b>	d		1614	1630	1644				1714	1730				1744				1814	1830						1844			1914	1930	1944		2000	2014
Beaulieu Road	d				1636				1736					1736				1836										1940					
Ashurst (New Forest)	d				1640				1739					1744				1840										1940					
Totton	d				1645				1744					1744				1845										1945					
<b>Southampton Central</b>	a	1613	1628	1652	1658		1713	1728	1752					1758			1813	1828	1852						1858		1913	1928	1952	1958		2013	2028
<b>Southampton Central</b>	d	1615	1630	1655	1700		1715	1730	1755					1800			1815	1830	1855						1900		1915	1930	1955	2000		2015	2030
<b>Southampton Airport</b>	a	1622	1637	1702	1707		1722	1737	1802					1807			1822	1837	1902						1907		1922	1937	2002	2007		2022	2037
Eastleigh	a		1650t	1706			1706	1750t	1806					1806			1824	1850t	1906						1906		1924	1950t	2006	2006		2024	2050t
Winchester	a	1630	1647	1706	1717		1731	1747	1806					1817			1830	1847	1906						1917		1931	1947	2006	2017	2024	2031	2047
<b>Basingstoke</b>	a	1646	1711r	1706	1734		1747	1811r	1806					1834			1846	1911r	1906						1934		1947	2013r	2034	2047	2047	2114r	
Reading	a	1706	1749e	1706	1734		1808	1849e	1806					1906			1906	1950e	1906						2010		2010	2049e	2106	2106	2149e	2149e	
<b>Woking</b>	a	1715b	1720	1706	1734		1815b	1820	1806					1906			1915b	1920	1906						2020		2020	2049e	2111	2111	2149e	2149e	
Clapham Junction	a	1737b	1720	1706	1734		1836b	1820	1806					1911			1936b	1920	1906						2011		2055k	2111	2111	2155k	2155k	2155k	
<b>London Waterloo</b>	a		1748	1706	1724		1847	1806	1806					1920			1947	1906							2020		2046	2120	2120	2149	2149	2149	

Late night and weekend trains may be altered due to engineering works.  
Please check at [southwesternrailway.com](http://southwesternrailway.com) before travelling.

For guide to notes and symbols, see end of this timetable.

# SATURDAY

## Weymouth, Poole and Bournemouth to Basingstoke, Woking and London Waterloo

Operator Notes	SW	SW	SW	SW	SW	SW	SW	SW	SW	SW																														
<b>Weymouth</b>	d		1917			2007	2055		2211	2309																														
Upwey	d		1921			2011	2059		2215	2313																														
<b>Dorchester South</b>	d		1930			2019	2107		2223	2321																														
Moreton	d		1936			2025	2113		2229	2327																														
Wool	d		1942			2031	2119		2235	2333																														
Wareham	d		1951			2040	2128		2243	2342																														
Holton Heath	d		1954																																					
Hamworthy	a		1959			2046	2134		2249	2348																														
<b>Poole</b>	d	1958	2005			2037	2052	2140	2152	2255	2354																													
Parkstone	d	2002				2041	2056	2144	2156	2259																														
Branksome	d	2006				2045	2100	2148	2159	2303																														
<b>Bournemouth</b>	a	2011	2016			2051	2106	2154	2205	2309	0003																													
<b>Bournemouth</b>	d	2002	2020			2056	2110	2157	2210	2311																														
Pokesdown for Boscombe	d	2006	2024				2114		2214	2314																														
Christchurch	d	2010	2028				2118		2218	2318																														
Hinton Admiral	d	2015					2123		2223	2323																														
New Milton	d	2019	2035				2128		2227	2328																														
Sway	d	2024					2132		2232	2332																														
<b>Brockenhurst</b>	a	2029	2043			2111	2138	2213	2237	2338																														
<b>Brockenhurst</b>	d	2030	2044			2112	2139	2214	2238	2339																														
Beaulieu Road	d	2036					2147		2246	2346																														
Ashurst (New Forest)	d	2040					2152		2251	2351																														
Totton	d	2045					2158		2257	2357																														
<b>Southampton Central</b>	a	2052	2058			2128	2158	2228	2257	2357																														
<b>Southampton Central</b>	d	2055	2100			2130	2200	2230	2300	2359																														
<b>Southampton Airport</b>	a	2102	2107	—		2137	2207	2237	2307	0009																														
Eastleigh	a	2106		2106	2150t	2211	2242	2311	0014																															
Winchester	a	—	2117	2124	2147	2222	2255	2324	0028v																															
<b>Basingstoke</b>	a		2134		2215r	2239	2312	2343																																
Reading	a		2218b		2249e	2324b	2346b																																	
<b>Woking</b>	a		2154		2219	2300	2334	0018																																
Clapham Junction	a		2214		2247k	2323	0002	0053																																
<b>London Waterloo</b>	a		2223		2244	2332	0012	0103																																

Late night and weekend trains may be altered due to engineering works.  
Please check at [southwesternrailway.com](http://southwesternrailway.com) before travelling.

For guide to notes and symbols, see end of this timetable.

## SUNDAY

## Weymouth, Poole and Bournemouth to Basingstoke, Woking and London Waterloo

Operator Notes	SW	SW	SW	SW	XC	SW	SW	XC	SW	SW	XC	SW	SW	XC	SW	SW	XC	SW	SW	XC	SW	SW	XC	SW	SW	XC	SW	SW			
<b>Weymouth</b>	d			0743		0845			0945			1045			1145			1245			1345			1445			1545				
Upwey	d			0747		0849			0949			1049			1149			1249			1349			1449			1549				
<b>Dorchester South</b>	d			0755		0857			0957			1057			1157			1257			1357			1457			1557				
Moreton	d			0802		0904			1004			1104			1204			1304			1404			1504			1604				
Wool	d			0808		0910			1010			1110			1210			1310			1410			1510			1610				
Wareham	d			0816		0918			1018			1118			1218			1318			1418			1518			1618				
Holton Heath	d																														
Hamworthy	a			0823		0925			1025			1125			1225			1325			1425			1525			1625				
<b>Poole</b>	d	0719	0747	0829	0852	0931	0953		1031	1053		1131	1153		1231	1253		1331	1353		1431	1453		1531	1553		1631	1653			
Parkstone	d	0723	0751	0833		0935			1035			1135			1235			1335			1435			1535			1635				
Branksome	d	0726	0754	0837		0939			1039			1138			1238			1339			1439			1539			1639				
<b>Bournemouth</b>	a	0731	0759	0843	0901	0945	1002		1045	1102		1145	1202		1245	1302		1345	1402		1445	1502		1545	1602		1645	1702			
<b>Bournemouth</b>	d	0735	0803	0847	0903	0940	0949	1004	1040	1049	1104	1140	1149	1204	1240	1249	1304	1340	1349	1404	1440	1449	1504	1540	1549	1604	1640	1649	1704		
Pokesdown for Boscombe	d	0739	0807		0907			1008			1108			1208			1308			1408			1508			1608		1708			
Christchurch	d	0743	0811		0911			1012			1112			1212			1312			1412			1512			1612		1712			
Hinton Admiral	d	0748	0816		0916			1017			1117			1217			1317			1417			1517			1617		1717			
New Milton	d	0752	0820	0858	0920	1000		1021		1100		1121		1200		1300		1321		1400		1421		1500		1521		1600	1621	1700	1721
Sway	d	0757	0825		0925			1026			1126			1226			1326			1426			1526			1626		1726			
<b>Brockenhurst</b>	a	0802	0830	0906	0930	0954	1006	1031		1107	1131		1207	1231		1307	1331		1407	1431		1507	1531		1607	1631		1707	1731		
<b>Brockenhurst</b>	d	0803	0831	0907	0931	0955	1007	1032		1109	1132		1208	1232		1308	1332		1408	1432		1508	1532		1608	1632		1708	1732		
Beaulieu Road	d		0837		0937			1038			1138			1238			1338			1438			1538			1638		1738			
Ashurst (New Forest)	d	0813	0841		0941			1042			1142			1242			1342			1442			1542			1642		1742			
Totton	d	0818	0846		0946			1047			1147			1247			1347			1447			1547			1647		1747			
<b>Southampton Central</b>	a	0824	0853	0924	0953	1008	1023	1053	1109	1123	1153	1208	1223	1253	1308	1323	1353	1408	1423	1453	1509	1523	1552	1609	1623	1653	1708	1723	1753		
<b>Southampton Central</b>	d	0826	0855	0925	0955	1015	1025	1055	1115	1125	1155	1215	1225	1255	1315	1325	1355	1415	1425	1455	1515	1525	1555	1615	1625	1655	1715	1725	1755		
<b>Southampton Airport</b>	a	0833	0902	0932	1002	1022	1032	1102	1122	1132	1202	1222	1232	1302	1322	1332	1402	1422	1432	1502	1522	1532	1602	1622	1632	1702	1722	1732	1802		
Eastleigh	a		0907		1007			1107			1207			1307			1407			1506			1607			1706		1806			
Winchester	a	0842	0922	0941	1022	1030	1041	1122	1130	1141	1222	1230	1241	1322	1330	1341	1423	1430	1441	1516	1530	1541	1616	1630	1641	1716	1730	1741	1816		
<b>Basingstoke</b>	a	0901	0942	0958	1042	1046	1058	1142	1146	1158	1242	1246	1258	1342	1346	1358	1443	1446	1458	1533	1547	1558	1633	1646	1658	1733	1747	1758	1833		
Reading	a	0932b	1006b	1032b		1106	1133b		1205	1232b		1305	1332b		1406	1432b		1504	1532b		1606	1632b		1705	1732b		1805	1832b			
<b>Woking</b>	a	0928	1002	1019	1102		1118	1203		1218	1302		1318	1402		1418	1502		1518	1553		1618	1653		1718	1753		1818	1853		
Clapham Junction	a	0959	1029	1041	1129		1141	1227		1239	1327		1339	1427		1439	1527		1539	1614		1639	1714		1739	1814		1839	1915		
<b>London Waterloo</b>	a	1009	1040	1051	1139		1152	1237		1249	1337		1349	1437		1449	1537		1549	1624		1649	1724		1749	1825		1849	1925		

Late night and weekend trains may be altered due to engineering works.

Please check at [southwesternrailway.com](http://southwesternrailway.com) before travelling.

For guide to notes and symbols, see end of this timetable.

## SUNDAY

## Weymouth, Poole and Bournemouth to Basingstoke, Woking and London Waterloo

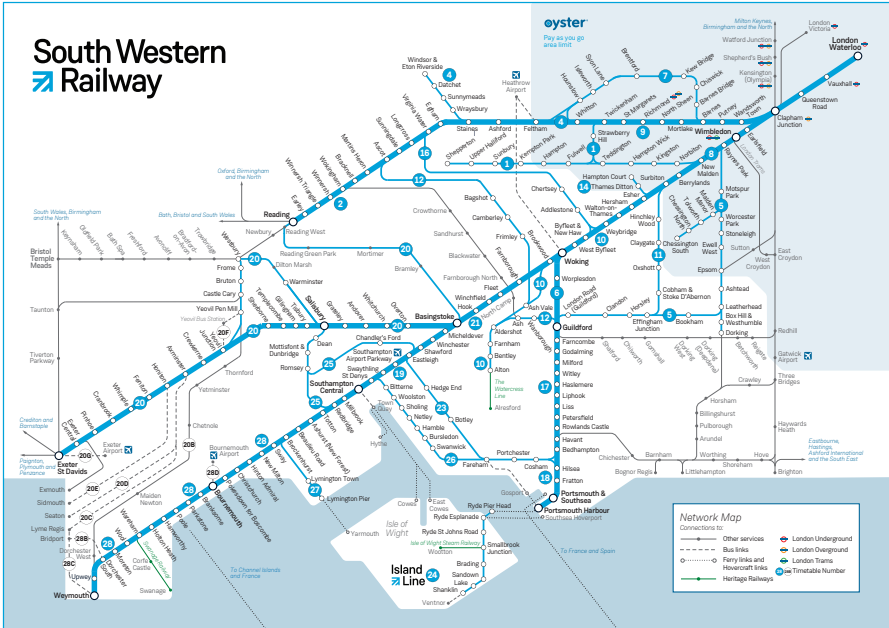
	Operator Notes	XC	SW	SW	XC	SW	SW	XC	SW	SW	SW	SW	SW	SW																																							
<b>Weymouth</b>	d		1645			1745			1845		1955	2055	2155	2256																																							
Upwey	d		1649			1749			1849		1959	2059	2159	2300																																							
<b>Dorchester South</b>	d		1657			1757			1857		2007	2107	2207	2308																																							
Moreton	d		1704			1804			1904		2014	2114	2214	2315																																							
Wool	d		1710			1810			1910		2020	2120	2220	2321																																							
Wareham	d		1718			1818			1918		2028	2128	2228	2329																																							
Holton Heath	d																																																				
Hamworthy	a		1725			1825			1925		2035	2135	2235	2336																																							
<b>Poole</b>	d		1731	1753		1831	1853		1931	1953	2047	2148	2248	2349																																							
Parkstone	d		1735			1835			1935		2051	2152	2252	2353																																							
Branksome	d		1739			1839			1939		2055	2156	2256	2356																																							
<b>Bournemouth</b>	a		1745	1802		1845	1902		1945	2002	2101	2202	2302	0002																																							
<b>Bournemouth</b>	d	1740	1749	1804	1840	1849	1904	1940	1949	2004	2104	2206	2306																																								
Pokesdown for Boscombe	d			1808			1908				2008	2108	2210	2310																																							
Christchurch	d			1812			1912				2012	2112	2214	2314																																							
Hinton Admiral	d			1817			1917				2017	2117	2219	2319																																							
New Milton	d		1800	1821		1900	1921		2000	2021	2122	2224	2324																																								
Sway	d			1826			1926				2026	2126	2228	2328																																							
<b>Brockenhurst</b>	a	1754	1807	1831		1907	1931		2007	2031	2132	2234	2334																																								
<b>Brockenhurst</b>	d	1755	1808	1832		1908	1932		2008	2032	2133	2235	2335																																								
Beaulieu Road	d			1838			1938				2038	2138																																									
Ashurst (New Forest)	d			1842			1942				2042	2142	2243	2343																																							
Totton	d			1847			1947				2047	2147	2248	2348																																							
<b>Southampton Central</b>	a	1810	1823	1853	1908	1923	1953	2008	2023	2053	2153	2253	2355																																								
<b>Southampton Central</b>	d	1815	1825	1855	1915	1925	1955	2015	2025	2055	2155	2255																																									
<b>Southampton Airport</b>	a	1822	1832	1902	1922	1932	2002	2022	2032	2102	2202	2302																																									
Eastleigh	a			1906			2006				2106	2206	2309																																								
Winchester	a	1830	1841	1916	1930	1941	2016	2030	2041	2116	2216	2322																																									
<b>Basingstoke</b>	a	1846	1858	1933	1946	1958	2033	2046	2058	2133	2234	2342																																									
Reading	a	1905	1932b		2006	2032b		2105	2132b	2232b																																											
<b>Woking</b>	a		1918		1953		2018	2053		2118	2153	2254	0002																																								
Clapham Junction	a		1939	2015		2039	2114		2139	2214	2314	0023																																									
<b>London Waterloo</b>	a		1949	2024		2049	2124		2149	2224	2324	0033																																									

Late night and weekend trains may be altered due to engineering works.

Please check at [southwesternrailway.com](http://southwesternrailway.com) before travelling.

For guide to notes and symbols, see end of this timetable.

# South Western Railway



## Changing trains

Most journeys shown in this timetable are direct trains, shown in **bold type**. However, you may be able to make other journeys or reach your destination more quickly by changing trains. To help you find these alternative trains, we show them in *light italic type*. A letter against the time will show where you need to change trains – please check the ‘Notes’ section for an explanation of these letters.

Please allow plenty of time to change trains. At most stations you will need to allow at least five minutes. You will need longer at some stations, and this is shown in the ‘Station information’ table in this timetable. For example ⑩ means you should allow 10 minutes to change trains at this station.



**MONDAY TO FRIDAY**
**London Waterloo, Woking and Basingstoke to Bournemouth, Poole and Weymouth**

Operator Notes	SW	SW	SW	SW	SW	SW A	XC	SW	SW	SW	XC	SW	SW	SW	XC	SW	SW	SW	XC	SW	SW	SW	XC	SW	SW		
<b>London Waterloo</b>	d			0530				0630		0703	0710b	0735		0805	0820b	0835		0905	0920b	0935		1005	1020b	1035			
Clapham Junction	d			0537u				0637u		0710u	0717b	0723k		0812u	0827b	0827k		0912u	0927b	0927k		1012u	1027b	1027k			
<b>Woking</b>	d			0601				0657		0730	0736b	0800		0816b	0846b	0900		0916b	0946b	1000		1016b	1046b	1100			
Reading	d			0540b				0640b		0657b	0752			0800b	0853			0859b	0952			1007b	1052				
<b>Basingstoke</b>	d			0621				0718		0750	0811	0819		0849	0911			0949	1011			1049	1111				
Winchester	d			0638				0735		0807	0827	0836	0841	0906	0927	0935		1005	1027	1033		1105	1127	1133			
Eastleigh	d			0649			0721z	0746			0821t	0846	0851		0921t			1004t	1021t			1100t	1121t				
<b>Southampton Airport</b>	d			0653			0726z	0750		0818	0835	0850	0855	0914	0936	0944		1014	1035	1042		1114	1136	1142			
<b>Southampton Central</b>	a			0700				0757		0825	0842	0857	0902	0922	0943	0951		1022	1042	1049		1122	1143	1149			
<b>Southampton Central</b>	d			0617	0702	0730	0756	0759		0827	0845	0859	0906	0925	0945	0952	0956	1025	1045	1051	1058	1124	1145	1152	1156		
Totton	d			0623	0707	0738		0804		0832			0911				1001				1104				1201		
Ashurst (New Forest)	d			0627		0742		0809					0916				1006				1108				1206		
Beaulieu Road	d					0747		0813									1010								1210		
<b>Brockenhurst</b>	a			0635	0718	0753	0809	0819		0843		0912	0924	0939	0958	1006	1016	1039		1106	1116	1138		1205	1216		
<b>Brockenhurst</b>	d			0611	0636	0718		0757	0810	0820		0844		0913	0925	0940	0959	1007	1017		1106	1117	1139		1206	1217	
Sway	d			0616	0641	0723		0825		0848			0929		0940				1022		1106	1122			1222		
New Milton	d			0621	0646	0728		0804		0830		0853	0934	0947					1027		1106	1127	1146		1227		
Hinton Admiral	d			0625	0650	0732				0834		0857	0938						1031			1131			1231		
Christchurch	d			0631	0656	0738		0811		0840		0903	0943	0955				1036	1055		1136	1154			1236		
Pokesdown for Boscombe	d			0634	0659	0741				0843		0906	0947	0959				1039	1059		1139	1158			1239		
<b>Bournemouth</b>	a			0638	0703	0745		0817	0824	0847		0910	0913	0928	0953	1003	1013	1022	1044	1103	1114	1122	1144	1202	1213	1221	1244
<b>Bournemouth</b>	d	0606	0640	0707	0747	0804	0818		0849	0904	0912		0931		1006	1010		1026		1106	1110		1125		1206	1210	1225
Branksome	d	0611	0645	0712	0752	0809	0823		0854	0909	0917		0936			1015		1031			1115		1130		1215	1230	
Parkstone	d	0614	0648	0715	0755	0812	0826		0857	0912	0920		0939			1018		1035			1118		1133		1218	1233	
<b>Poole</b>	d	0619	0652	0720	0759	0817	0830a		0901	0917	0923a		0944	1017	1022a		1039		1117	1122a		1138		1217	1222a	1238	
Hamworthy	d	0624	0657	0725	0804	0822			0906	0922		0949		1022			1044		1122			1143		1222		1243	
Holton Heath	d	0628	0701	0729	0808	0826				0926				1026					1126					1226			
Wareham	d	0635	0707	0735	0813	0831			0913	0931			0955	1031		1051			1131		1150			1231		1250	
Wool	d	0642	0714	0742	0820	0838			0920	0938		1002		1038					1138					1238			
Moreton	d	0648	0725	0748	0826	0844			0926	0944				1044					1144					1244			
<b>Dorchester South</b>	d	0657	0733	0757	0834	0852			0934	0952		1013		1052		1108			1152		1207			1252		1307	
Upwey	d	0704	0739	0804	0840	0859			0940	0959				1059					1159					1259			
<b>Weymouth</b>	a	0709	0744	0810	0846	0904			0946	1006			1023			1118			1206					1306		1317	

Late night and weekend trains may be altered due to engineering works.  
Please check at [southwesternrailway.com](http://southwesternrailway.com) before travelling.

For guide to notes and symbols, see end of this timetable.

# MONDAY TO FRIDAY

# London Waterloo, Woking and Basingstoke to Bournemouth, Poole and Weymouth

Operator Notes	SW	XC	SW	SW	SW	XC	SW	SW	SW	XC	SW	SW	SW	XC	SW	SW	SW	XC	SW	SW	B	SW	
<b>London Waterloo</b>	d	1105	1120b	1135		1205	1220b	1235		1305	1320b	1335		1405	1420b	1435		1505	1520b	1535		1605	
Clapham Junction	d	1112u	1127b	1127k		1212u	1227b	1227k		1312u	1327b	1327k		1412u	1427b	1427k		1512u	1527b	1527k		1612u	
<b>Woking</b>	d	1117b	1146b	1200		1216b	1247b	1300		1316b	1346b	1401		1417b	1446b	1500		1516b	1546b	1600		1616b	
Reading	d	1107b	1151			1209b	1251			1312b	1352			1407b	1450			1505b	1552			1607b	
<b>Basingstoke</b>	d	1149	1211			1248	1311			1349	1411			1449	1511			1549	1613			1648	
Winchester	d	1205	1227	1233		1305	1327	1333		1405	1427	1433		1505	1527	1532		1605	1628	1633	1639	1705	
Eastleigh	d	1200t	1221t			1304t	1321t			1400t	1421t			1500t	1521t			1600t	1621t		1650		
<b>Southampton Airport</b>	d	1214	1241	1244		1314	1336	1343		1414	1435	1442		1514	1536	1541		1614	1637	1642	1654	1714	
<b>Southampton Central</b>	a	1222	1248	1252		1322	1343	1350		1422	1442	1449		1522	1543	1549		1621	1645	1649	1705	1721	
<b>Southampton Central</b>	d	1224	1249	1253	1256	1324	1345	1352	1356	1424	1445	1451	1456	1524	1545	1551	1556	1626	1628	1647	1653	1656	1713
Totton	d				1302				1401				1501				1601	1626	1634	1647	1653	1702	1725
Ashurst (New Forest)	d				1306				1406				1506				1606	1639	1647	1653	1702	1725	1733
Beaulieu Road	d								1410				1510				1610	1639	1647	1653	1702	1725	1738
<b>Brockenhurst</b>	a	1238		1308	1316	1338		1405	1416	1438		1504	1516	1538		1604	1616	1639	1647		1710	1717	1731
<b>Brockenhurst</b>	d	1239		1308	1317	1339		1406	1417	1439		1505	1517	1539		1605	1626	1640	1647		1711	1718	1731
Sway	d				1322				1422				1522				1631	1652	1652	1722		1718	1751
New Milton	d	1246			1327	1346			1427	1446			1527	1546		1636	1657	1657	1727	1738		1738	1756
Hinton Admiral	d				1331				1431				1531			1640	1701	1701	1731			1731	1800
Christchurch	d	1254			1336	1354			1436	1454			1536	1554		1645	1706	1706	1737	1745		1745	1806
Pokesdown for Boscombe	d	1258			1339	1358			1439	1458			1539	1558		1648	1709	1709	1741			1741	1809
<b>Bournemouth</b>	a	1302	1317	1324	1344	1402	1413	1422	1444	1502	1513	1521	1544	1602	1613	1621	1653	1701	1713	1721	1726	1745	1752
<b>Bournemouth</b>	d	1306	1310		1327	1406	1410		1425	1506	1510		1525	1606	1610		1625	1702	1715		1728	1746	1757
Branksome	d		1315		1332		1415		1431		1515		1530		1615		1630	1708		1733	1751	1802	1820
Parkstone	d		1318		1335		1418		1434		1518		1533		1618		1633	1711		1736	1754	1805	1823
<b>Poole</b>	d	1317	1322a		1340	1417	1422a		1438	1517	1522a		1538	1617	1622a		1637	1717	1725a		1740	1758a	1810
Hamworthy	d	1322			1345	1422			1443	1522			1543	1622			1642	1722		1745		1815	1826a
Holton Heath	d	1326				1426				1526			1543	1626			1642	1726		1745		1815	1826a
Wareham	d	1331		1352		1431		1450		1531		1550		1631		1649		1730		1752		1824	1826a
Wool	d	1338				1438				1538			1550	1638		1657		1738		1758		1831	1826a
Moreton	d	1344				1444				1544			1550	1644			1744		1758		1831	1826a	1826a
<b>Dorchester South</b>	d	1352		1409		1452		1507		1552		1607		1652		1708		1752		1809		1850	1826a
Upwey	d	1359				1459				1559			1559	1659			1758		1809		1850	1826a	1826a
<b>Weymouth</b>	a	1406		1422		1506		1518		1606		1618		1706		1720		1804		1820		1905	1826a

Late night and weekend trains may be altered due to engineering works. Please check at [southwesternrailway.com](http://southwesternrailway.com) before travelling.

★ Passengers travelling with cycles may not join or leave services at stations with train times shown in blue.

For guide to notes and symbols, see end of this timetable.

# MONDAY TO FRIDAY

# London Waterloo, Woking and Basingstoke to Bournemouth, Poole and Weymouth

Operator Notes	XC	SW	SW ★	XC ★	SW	SW ★	XC ★	SW	SW ★	XC	SW	SW	SW	XC	SW	SW	SW	XC	SW	SW	SW	SW	SW										
<b>London Waterloo</b>	d	1620b	1635	1705	1723b	1735	1805	1823b	1835	1905	1920b	1935		2005	2020b	2035		2105	2120b	2135		2205	2235	2335									
Clapham Junction	d	1627b		1657b	1702h			1814b		1912u	1927b	2127k		2012u	2027b	2027k		2112u	2127k	2127k		2212u	2227k	2344u									
<b>Woking</b>	d	1646b	1659u		1734r			1745r	1834r	1845b	1946b	2000			2046b	2100			2146b	2200			2300	0004									
Reading	d	1652			1752			1757b	1852	1905b	1950			1957b	2049			2052b	2152			2205b	2249r	2334b									
<b>Basingstoke</b>	d	1711	1719	1746	1811	1817	1846	1912	1917	1948	2011			2049	2112			2149	2211			2250	2311r	0035									
Winchester	d	1727	1735	1803	1827	1833	1903	1927	1934	2005	2027	2033		2105	2127	2133		2205	2227	2234		2306	2333	0051									
Eastleigh	d	1721t		1801t	1821t			1855t	1921t	2000t	2021t			2103t	2121t			2209t	2222t				2324t	0100									
<b>Southampton Airport</b>	d	1736	1744	1812	1835	1842	1911	1936	1943	2014	2036	2042		2114	2137	2142		2217	2235	2243		2315	2342	0105									
<b>Southampton Central</b>	a	1743	1751	1819	1842	1849	1918	1944	1950	2021	2043	2049			2121	2144	2150		2225	2244	2250		2322	2349	0112								
<b>Southampton Central</b>	d	1745	1755	1758	1822	1825	1845	1853	1856	1922	1925	1947	1954	1956	2002	2025	2028	2045	2051	2056	2101	2125	2146	2152	2156	2226	2245	2252		2324	2353	0113	
Totton	d			1804		1831		1901		1930				2002		2033			2101	2130					2201	2232			2329		0119s		
Ashurst (New Forest)	d			1808		1835		1906		1935				2007		2038			2106						2206	2237			2334				
Beaulieu Road	d			1813																					2210								
<b>Brockenhurst</b>	a		1809	1819		1843	1858		1914		1943			2015	2039	2046			2104	2116	2141				2205	2216	2245		2305		2342	0006	0130s
<b>Brockenhurst</b>	d		1810	1819		1844	1859		1915		1944			2015	2040	2046			2105	2117	2142				2206	2217	2246		2306	2316	2343	0007	
Sway	d			1824		1848		1919		1948				2020	2051	2056			2122	2146					2222	2250			2321	2347			
New Milton	d			1829		1853		1924		1953				2025	2056	2056			2127	2151					2227	2255			2326	2352		0137s	
Hinton Admiral	d			1833		1857		1928		1957				2029	2100	2100			2131	2155					2231	2259			2330	2356			
Christchurch	d			1839		1903		1934		2003				2035	2105	2105			2136	2201					2236	2305			2335	0002		0144s	
Pokesdown for Boscombe	d			1842		1906		1938		2007				2038	2108	2108			2139	2205					2239	2309			2338	0006		0148s	
<b>Bournemouth</b>	a	1817	1825	1846	1850	1910	1913	1921	1942	1950	2011	2015	2022	2042	2055	2112	2115	2121	2143	2209	2215	2221	2244	2313	2316	2321	2342	0010	0023	0024	0152		
<b>Bournemouth</b>	d		1827		1852	1912		1923	1943	1951	2012			2023	2044	2059	2114								2225				2325	2344		0024	
Branksome	d		1832		1857	1917		1928	1948	1956	2017			2028	2049	2104	2119								2230				2330	2349		0029	
Parkstone	d		1835		1900	1920		1931	1951	1959	2020			2031	2052	2107	2122								2233				2333	2352		0032	
<b>Poole</b>	d		1839		1904	1924a		1935	1955a	2004	2025a			2036	2111	2126a									2238				2338	2355a		0036a	
Hamworthy	d		1844		1909			1940		2009				2041		2116									2243				2343				
Holton Heath	d				1913					2013																							
Wareham	d		1851		1918			1947		2018				2047		2123									2250				2350				
Wool	d		1858		1925			1955		2025				2055		2131									2257				2357				
Moreton	d				1936					2031						2137									2303				0004				
<b>Dorchester South</b>	d		1909		1944			2006		2039				2106		2145									2311				0012				
Upwey	d				1950					2046						2151									2318				0016				
<b>Weymouth</b>	a		1921		1958			2019		2053				2117		2201									2323				0024				

Late night and weekend trains may be altered due to engineering works.  
Please check at [southwesternrailway.com](http://southwesternrailway.com) before travelling.

★ Passengers travelling with cycles may not join or leave services at stations with train times shown in blue.

For guide to notes and symbols, see end of this timetable.

# SATURDAY

# London Waterloo, Woking and Basingstoke to Bournemouth, Poole and Weymouth

Operator	Notes	SW	SW	SW	SW	SW	SW	XC	SW	SW	SW	XC	SW	SW	SW	XC	SW	SW	SW	XC	SW	XC			
<b>London Waterloo</b>	d				0530		0630	0710b	0735			0805	0820b	0835		0905	0920b	0935		1005	1020b	1035	1105	1120b	
Clapham Junction	d				0537u		0637u	0717b	0720k			0812u	0827b	0827k		0912u	0927b	0927k		1012u	1028b	1028k	1112u	1127b	
<b>Woking</b>	d				0603		0657	0736b	0800			0816b	0846b	0900		0916b	0947b	1000		1016b	1046b	1100	1116b	1148b	
Reading	d				0543b		0637b	0753				0807b	0852			0910b	0952			1007b	1052		1104b	1152	
<b>Basingstoke</b>	d			0510z	0623		0718	0814	0821			0849	0911			0949	1012			1048	1111		1148	1212	
Winchester	d			0526z	0642		0734	0831	0838			0905	0927	0933		1005	1027	1033		1105	1127	1133	1205	1228	
Eastleigh	d			0536z	0651		0743	0821t	0847			0901t	0921t			1000t	1021t			1100t	1121t		1200t	1221t	
<b>Southampton Airport</b>	d			0540z	0655		0748	0840	0851			0914	0936	0942		1014	1036	1042		1114	1136	1142	1214	1236	
<b>Southampton Central</b>	a				0702		0756	0847	0858			0922	0943	0949		1022	1043	1050		1122	1143	1149	1222	1244	
<b>Southampton Central</b>	d			0615	0705	0721	0800	0817	0849	0900	0903		0924	0945	0951	0956	1024	1045	1051	1056	1124	1145	1151	1156	
Totton	d			0620	0710	0726	0805	0822			0908					1001				1101			1201		
Ashurst (New Forest)	d			0625		0731		0827			0913					1006				1106			1206		
Beaulieu Road	d							0831			0910					1010							1210		
<b>Brockenhurst</b>	a			0633	0721	0739	0816	0837			0913	0921				1016				1105	1116		1205	1216	
<b>Brockenhurst</b>	d			0610	0634	0722	0740	0817	0838			0914	0922			1038			1106	1117		1138		1206	
Sway	d			0615	0638	0726	0744	0821	0842				0926			1022				1122			1222		
New Milton	d			0620	0643	0731	0749	0826	0847				0931			1027				1127			1227		
Hinton Admiral	d			0624	0647	0735	0753	0830	0851				0935			1031				1131			1231		
Christchurch	d			0629	0652	0740	0759	0836	0857				0941			1036				1136			1236		
Pokesdown for Boscombe	d			0632	0656	0744	0803	0840	0901				0945			1040				1140			1240		
<b>Bournemouth</b>	a			0636	0701	0748	0807	0844	0906	0917	0928	0952				1001	1013	1021	1044			1101	1113	1121	1144
<b>Bournemouth</b>	d	0606	0639	0706	0749	0812	0845	0910			0933					1005	1008			1105	1108		1205	1208	
Branksome	d	0611	0644	0711	0754	0817	0850	0915			0938						1013			1113			1213	1308	
Parkstone	d	0614	0647	0714	0757	0820	0853	0918			0941						1016			1116			1233	1313	
<b>Poole</b>	d	0619	0652	0719	0802	0825	0858	0923			0946					1015	1020a			1115	1120a		1215	1220a	
Hamworthy	d	0624	0657	0724	0807	0830	0903	0928			0951					1020				1120			1220	1320	
Holton Heath	d	0628	0701	0728		0834		0932								1024				1124			1224	1324	
Wareham	d	0634	0707	0734	0813	0839	0910	0936			0958					1029				1129			1229	1329	
Wool	d	0641	0714	0741	0820	0846	0917	0944								1037				1137			1237	1337	
Moreton	d	0647	0720	0749	0826	0852	0923	0950								1043				1143			1243	1343	
<b>Dorchester South</b>	d	0656	0729	0758	0834	0900	0931	0958			1014					1053				1151			1251	1351	
Upwey	d	0703	0736	0805	0841	0907	0938	1004								1100				1157			1257	1357	
<b>Weymouth</b>	a	0709	0742	0811	0846	0912	0943	1010			1025					1105				1203			1303	1403	

Late night and weekend trains may be altered due to engineering works.  
Please check at [southwesternrailway.com](http://southwesternrailway.com) before travelling.

For guide to notes and symbols, see end of this timetable.

## SATURDAY

## London Waterloo, Woking and Basingstoke to Bournemouth, Poole and Weymouth

Operator Notes	SW	SW	SW	XC	SW	SW	SW	XC	SW	SW	SW	XC	SW	SW	SW	XC	SW	SW	SW	XC	SW	SW			
<b>London Waterloo</b>	d	1135		1205	1220b	1235		1305	1320b	1335		1405	1420b	1435		1505	1520b	1535		1605	1620b	1635			
Clapham Junction	d	1127k		1212u	1227b	1232k		1312u	1327b	1327k		1412u	1427b	1427k		1512u	1527b	1527k		1612u	1627b	1627k			
<b>Woking</b>	d	1200		1216b	1246b	1304		1316b	1346b	1400		1416b	1446b	1500		1516b	1546b	1600		1616b	1646b	1700			
Reading	d			1207b	1252			1307b	1352			1407b	1452		1507b	1552		1607b		1607b	1652				
<b>Basingstoke</b>	d			1248	1311			1349	1411			1449	1511		1549	1611		1649		1649	1711				
Winchester	d	1233		1305	1327	1336		1405	1427	1433		1505	1527	1533		1605	1627	1633		1705	1727	1733			
Eastleigh	d			1300t	1321t			1400t	1421t			1500t	1521t		1600t	1621t		1700t		1700t	1721t				
<b>Southampton Airport</b>	d	1242		1314	1336	1345		1414	1436	1442		1514	1535	1542		1614	1636	1642		1714	1735	1742			
<b>Southampton Central</b>	a	1249		1322	1343	1352		1422	1443	1449		1522	1542	1549		1622	1643	1649		1722	1742	1749			
<b>Southampton Central</b>	d	1251	1256	1324	1345	1353	1356	1424	1445	1451	1456	1524	1545	1551	1556	1624	1645	1651	1656	1724	1745	1751	1756		
Totton	d		1301				1401				1501				1601			1701					1801		
Ashurst (New Forest)	d		1306				1406				1506				1606			1706					1806		
Beaulieu Road	d						1410				1610				1610								1810		
<b>Brockenhurst</b>	a	1304	1316	1337		1407	1416	1437		1505	1516	1537		1605	1616	1637		1704	1716	1737		1804	1816		
<b>Brockenhurst</b>	d	1305	1317	1338		1408	1417	1438		1506	1517	1538		1606	1617	1638		1705	1717	1738		1805	1817		
Sway	d		1322				1422				1522				1622			1722					1822		
New Milton	d		1327	1345			1427	1445			1527	1545			1627	1645		1727	1745				1827		
Hinton Admiral	d		1331				1431				1531				1631			1731					1831		
Christchurch	d		1336	1353			1436	1453			1536	1553			1636	1653		1736	1753				1836		
Pokesdown for Boscombe	d		1340	1357			1440	1457			1540	1557			1640	1657		1740	1757				1840		
<b>Bournemouth</b>	a	1321	1344	1401	1413	1423	1444	1501	1513	1521	1544	1601	1613	1621	1644	1701	1715	1721	1744	1801	1813	1821	1844		
<b>Bournemouth</b>	d	1325		1405	1408		1427		1505	1508		1525		1605	1608		1625		1705	1708		1725		1805	1808
Branksome	d	1330		1413	1432		1432		1513	1530		1530		1613	1630		1630		1713	1730		1730		1813	1830
Parkstone	d	1333		1416	1435		1435		1516	1533		1533		1616	1633		1633		1716	1733		1733		1816	1833
<b>Poole</b>	d	1338		1415	1420a		1439		1515	1520a		1538		1615	1620a		1638		1715	1720a		1738		1815	1820a
Hamworthy	d	1343		1420	1444		1444		1520	1520a		1543		1620	1620a		1643		1720	1720a		1743		1820	1843
Holton Heath	d			1424			1524				1624				1724				1824						
Wareham	d	1350		1429		1451		1529		1550		1629		1650		1729		1750		1829				1850	
Wool	d			1437			1537				1637				1736				1837						
Moreton	d			1443			1543				1643				1742				1843						
<b>Dorchester South</b>	d	1407		1451		1508		1551		1607		1651		1707		1750		1809		1851				1907	
Upwey	d			1457			1557				1657				1756				1857						
<b>Weymouth</b>	a	1416		1503		1520		1603		1616		1703		1716		1802		1820		1903				1916	

Late night and weekend trains may be altered due to engineering works.  
Please check at [southwesternrailway.com](http://southwesternrailway.com) before travelling.

For guide to notes and symbols, see end of this timetable.

## SATURDAY

## London Waterloo, Woking and Basingstoke to Bournemouth, Poole and Weymouth

Operator	Notes	SW	XC	SW	SW	SW	XC	SW	SW	SW	XC	SW	SW	XC	SW	SW	XC	SW	SW	SW	SW	SW	SW	SW	SW	SW	SW	
<b>London Waterloo</b>	d	1705	1720b	1735		1805	1820b	1835		1905	1920b	1935		2005	2020b	2035	2105	2120b	2135	2205	2235	2305	0010					
Clapham Junction	d	1712u	1727b	1727k		1812u	1827b	1827k		1912u	1927b	1927k		2012u	2027b	2027k	2112u	2127b	2127k	2212u	2227k	2312u	0017u					
<b>Woking</b>	d	1716b	1746b	1800		1816b	1846b	1900		1916b	1946b	2000		2016b	2046b	2101	2116b	2146b	2200		2300	2332	0040					
Reading	d	1707b	1752			1807b	1852			1905b	1951			2005b	2052		2110b	2152		2205b	2252r	2305b						
<b>Basingstoke</b>	d	1749	1811			1849	1911			1949	2011			2049	2111		2148	2211		2250	2311r	2352	0100					
Winchester	d	1805	1827	1833		1905	1927	1933		2006	2027	2033		2105	2127	2133	2205	2227	2233	2307	2333	0011	0116					
Eastleigh	d	1800t	1821t			1900t	1921t			2000t	2021t			2100t	2121t		2205t	2221t			2324t	0022	0125					
<b>Southampton Airport</b>	d	1814	1835	1842		1914	1935	1942		2014	2035	2042		2114	2136	2142	2214	2236	2242	2315	2342	0026	0129					
<b>Southampton Central</b>	a	1822	1842	1849		1921	1942	1949		2022	2042	2049		2122	2144	2149	2225	2243	2251	2322	2349	0035	0136					
<b>Southampton Central</b>	d	1823	1845	1851	1856	1924	1945	1951	1956	2024	2045	2051	2056	2124	2145	2151	2229	2245	2252	2324	2351	0037	0138					
Totton	d				1901				2001				2101	2129			2234			2329		0042s	0143s					
Ashurst (New Forest)	d				1906				2006				2106	2134			2239			2334								
Beaulieu Road	d								2010																			
<b>Brockenhurst</b>	a	1837		1905	1916	1937	1958	2004	2016	2037		2104	2116	2142		2206	2247		2306	2342	0004	0053s	0154s					
<b>Brockenhurst</b>	d	1838		1906	1917	1938	1959	2005	2017	2038		2105	2117	2143		2207	2248		2307	2343	0005							
Sway	d				1922				2022				2122	2148			2253			2347								
New Milton	d	1845			1927	1945			2027	2045			2127	2153			2258			2352	0012s	0100s	0201s					
Hinton Admiral	d				1931				2031				2131	2158			2303			2357								
Christchurch	d	1853			1936	1953			2036	2053			2136	2203			2308			0003	0020s	0108s	0208s					
Pokesdown for Boscombe	d	1857			1940	1957			2040	2057			2140	2207			2312			0006	0024s	0112s	0212s					
<b>Bournemouth</b>	a	1901	1913	1922	1944	2001	2013	2021	2044	2101	2113	2121	2144	2211	2215	2222	2316	2318	2325	0010	0028	0116	0217					
<b>Bournemouth</b>	d	1905	1908		1926		2005	2008		2105	2108		2125		2213		2227	2318		2328	0012	0030	0118					
Branksome	d		1913		1931			2013			2113		2130		2218		2232	2323		2333	0017	0035	0123s					
Parkstone	d		1916		1934			2016			2116		2133		2222		2235	2327		2336	0020	0038	0126s					
<b>Poole</b>	d	1915	1920a		1938	2015	2020a		2038	2115	2120a		2138		2227a		2239	2311a		2341	0024a	0042a	0129a					
Hamworthy	d	1920			1943	2020	2020a		2043	2120			2143				2244			2346								
Holton Heath	d	1924			2024																							
Wareham	d	1929			1950	2029		2050		2127			2150			2251				2352								
Wool	d	1937			2037					2135			2157			2259				2359								
Moreton	d	1943			2043					2145			2203			2305				0006								
<b>Dorchester South</b>	d	1951			2006	2051		2107		2153			2211			2313				0014								
Upwey	d	1957			2058					2200			2218			2320				0020								
<b>Weymouth</b>	a	2003			2104			2116		2205			2223			2326				0026								

Late night and weekend trains may be altered due to engineering works.  
Please check at [southwesternrailway.com](http://southwesternrailway.com) before travelling.

For guide to notes and symbols, see end of this timetable.

**SUNDAY**

**London Waterloo, Woking and Basingstoke to Bournemouth, Poole and Weymouth**

Operator Notes	SW	SW D	SW	SW D	SW	SW D	XC	SW	SW D	XC	SW	SW D	XC	SW	SW D	XC	SW	SW D	XC	SW	SW D	XC	SW	SW D	XC	SW	SW D	XC	
<b>London Waterloo</b>	d				0753	0835	0853	0915b	0935	0953	1015b	1035	1054	1115b	1135	1154	1215b	1235	1254	1315b	1335	1354	1415b	1435	1454	1520b	1535	1605	1620b
Clapham Junction	d				0803u	0845u	0903u	0924b	0945u	1003u	1023b	1045u	1103u	1123b	1145u	1203u	1223b	1242u	1303u	1323b	1342u	1403u	1423b	1442u	1503u	1527b	1542u	1612u	1627b
<b>Woking</b>	d				0828	0907	0928	0946b	1007	1028	1046b	1107	1128	1146b	1207	1228	1246b	1307	1328	1345b	1407	1428	1446b	1507	1528	1546b	1607	1637	1646b
Reading	d				0737b	0837b	0912b	0952		1012b	1048		1112b	1152		1212b	1252		1312b	1352		1412b	1452		1512b	1552		1612b	1653
<b>Basingstoke</b>	d	0748			0848	0927	0948	1011	1027	1048	1111	1127	1148	1211	1227	1248	1311	1327	1347	1411	1427	1447	1510	1527	1547	1611	1627	1657	1711
Winchester	d	0807			0908	0944	1008	1027	1044	1108	1127	1144	1208	1227	1244	1308	1327	1344	1407	1427	1444	1507	1527	1544	1607	1627	1644	1714	1727
Eastleigh	d	0821			0922		1022			1122			1222			1322			1420			1520			1621			1723	
<b>Southampton Airport</b>	d	0825			0927	0953	1027	1035	1053	1127	1135	1153	1227	1235	1253	1327	1335	1353	1425	1435	1453	1525	1535	1553	1625	1635	1653	1727	1735
<b>Southampton Central</b>	a	0832			0934	1000	1034	1042	1100	1134	1142	1200	1234	1244	1300	1334	1344	1400	1432	1442	1500	1532	1544	1600	1632	1642	1700	1734	1744
<b>Southampton Central</b>	d	0834	0903		0935	1003	1035	1050	1103	1135	1150	1203	1235	1250	1303	1335	1350	1403	1433	1450	1503	1533	1550	1603	1634	1650	1703	1736	1750
Totton	d	0839			0941		1041			1141			1241			1341			1439			1539			1639			1741	
Ashurst (New Forest)	d	0844			0945		1045			1145			1245			1345			1443			1543			1644			1746	
Beaulieu Road	d	0848			0950		1050			1150			1250			1350			1448			1548			1648			1750	
<b>Brockenhurst</b>	a	0854	0916		0956	1016	1056	1107	1116	1156		1216	1256		1316	1356		1416	1454		1516	1554		1616	1654		1716	1756	
<b>Brockenhurst</b>	d	0855	0917		0957	1017	1057	1108	1117	1157		1217	1257		1317	1357		1417	1455		1517	1555		1617	1655		1717	1757	
Sway	d	0900			1001		1101			1201			1301			1401			1459			1559			1700			1801	
New Milton	d	0905	0924		1006	1024	1106		1124	1206		1224	1306		1324	1406		1424	1504		1524	1604		1624	1705		1724	1806	
Hinton Admiral	d	0909			1010		1110			1210			1310			1410			1508			1608			1709			1810	
Christchurch	d	0915			1016		1116			1216			1316			1416			1514			1614			1715			1816	
Pokesdown for Boscombe	d	0918			1020		1120			1220			1320			1420			1518			1618			1718			1820	
<b>Bournemouth</b>	a	0922	0935		1024	1035	1124	1127	1135	1224	1227	1235	1324	1327	1335	1424	1427	1435	1522	1525	1535	1622	1625	1635	1722	1725	1735	1824	1827
<b>Bournemouth</b>	d	0839	0924	0940	1025	1040	1125		1140	1225		1240	1325		1340	1425		1440	1523		1540	1623		1640	1724		1740	1825	
Branksome	d	0844			0945		1045		1145			1245			1345			1445			1545			1645			1745		
Parkstone	d	0847			0948		1048		1148			1248			1348			1448			1548			1648			1748		
<b>Poole</b>	d	0851	0933a		0952	1034a	1134a		1152	1234a		1252	1334a		1352	1434a		1452	1532a		1552	1632a		1652	1733a		1752	1834a	
Hamworthy	d	0856			0957		1057		1157			1257			1357			1457			1557			1657			1757		
Holton Heath	d																												
Wareham	d	0903			1004		1104		1204			1304			1404			1504			1604			1704			1804		
Wool	d	0910			1011		1111		1211			1311			1411			1511			1611			1711			1811		
Moreton	d	0916			1017		1117		1217			1317			1417			1517			1617			1717			1819		
<b>Dorchester South</b>	d	0924			1025		1125		1225			1325			1425			1525			1625			1725			1827		
Upwey	d	0931			1033		1132		1232			1332			1432			1532			1632			1732			1833		
<b>Weymouth</b>	a	0935			1037		1136		1236			1336			1436			1536			1636			1736			1838		

Late night and weekend trains may be altered due to engineering works.  
Please check at [southwesternrailway.com](http://southwesternrailway.com) before travelling.

For guide to notes and symbols, see end of this timetable.

## SUNDAY

## London Waterloo, Woking and Basingstoke to Bournemouth, Poole and Weymouth

Operator Notes	SW	SW	XC	SW	SW	XC	SW	SW	XC	SW	SW	XC	SW	SW	SW	SW	SW																							
<b>London Waterloo</b>	d	1635	1705	1720b	1735	1805	1820b	1835	1905	1920b	1935	2005	2020b	2035	2105	2135	2205	2305																						
Clapham Junction	d	1642u	1712u	1727b	1742u	1812u	1827b	1842u	1912u	1927b	1942u	2012u	2027b	2042u	2112u	2142u	2212u	2312u																						
<b>Woking</b>	d	1707	1737	1746b	1807	1837	1846b	1907	1937	1946b	2007	2037	2046b	2107	2137	2207	2237	2337																						
Reading	d		1712b	1752			1852			1952		2052			2152b																									
<b>Basingstoke</b>	d	1727	1757	1811	1827	1857	1911	1927	1957	2011	2027	2057	2111	2127	2157	2227	2257	2357																						
Winchester	d	1744	1814	1827	1844	1914	1927	1944	2014	2027	2044	2114	2127	2144	2214	2244	2314	0014																						
Eastleigh	d		1823			1923			2023			2123			2223		2323	0023																						
<b>Southampton Airport</b>	d	1753	1827	1835	1854	1927	1936	1954	2027	2127	2054	2127	2135	2153	2227	2253	2327	0028																						
<b>Southampton Central</b>	a	1800	1834	1842	1901	1934	1947	2001	2034	2045	2101	2134	2142	2200	2234	2300	2334	0037																						
<b>Southampton Central</b>	d	1803	1836	1850	1905	1936	1950	2003	2036	2050	2103	2136	2150	2203	2236	2303	2336	0040																						
Totton	d		1841			1941			2041			2141			2241		2341	0045s																						
Ashurst (New Forest)	d		1846			1946			2046			2146			2246		2346																							
Beaulieu Road	d		1850			1950			2050			2150			2250		2350																							
<b>Brockenhurst</b>	a	1816	1856	1903	1918	1956		2016	2056		2116	2156		2216	2254	2316	2354	0056s																						
<b>Brockenhurst</b>	d	1817	1857	1910	1919	1957		2017	2057		2117	2157		2217	2257	2317	2355																							
Sway	d		1901			2001			2101			2201			2301		2359																							
New Milton	d	1824	1906		1925	2006		2023	2106		2124	2206		2224	2306	2324	0004	0104s																						
Hinton Admiral	d		1910			2010			2110			2210			2310		0008																							
Christchurch	d		1916			2016			2116			2216			2316		0013	0112s																						
Pokesdown for Boscombe	d		1920			2020			2120			2220			2320		0017	0116s																						
<b>Bournemouth</b>	a	1835	1924	1927	1937	2024	2027	2035	2124	2127	2135	2224	2227	2235	2324	2335	0021	0120																						
<b>Bournemouth</b>	d	1840	1925		1941	2025		2040	2125		2140	2225		2240	2325	2340	0022	0121																						
Branksome	d	1845			1946			2045			2145			2245		2345	0027	0126s																						
Parkstone	d	1848			1949			2048			2148			2248		2348	0030	0129s																						
<b>Poole</b>	d	1852	1934a		1953	2034a		2052	2134a		2152	2234a		2252	2334a	2352	0034a	0133a																						
Hamworthy	d	1857			1958			2057			2157			2257		2357																								
Holton Heath	d																																							
Wareham	d	1904			2005			2104			2204			2304		0004																								
Wool	d	1911			2012			2111			2211			2311		0011																								
Moreton	d	1917			2018			2118			2217			2317		0017																								
<b>Dorchester South</b>	d	1925			2026			2126			2225			2325		0025																								
Upwey	d	1932			2033			2133			2232			2332		0031																								
<b>Weymouth</b>	a	1936			2037			2137			2237			2337		0036																								






Late night and weekend trains may be altered due to engineering works.  
Please check at [southwesternrailway.com](http://southwesternrailway.com) before travelling.



For guide to notes and symbols, see end of this timetable.



## GUIDE TO NOTES AND SYMBOLS

First Class accommodation also available on all trains shown in **bold type**.

- A** Also calls at Redbridge 0735.  
**B** Also calls at Redbridge 1717.  
**D** Divides during journey - please make sure you are in the correct portion.  
**SW** Operated by South Western Railway.  
**XC** Operated by CrossCountry  
 · Seat reservations available  
 · Cycle reservations recommended.
- a Arrival time.  
 b Change at Basingstoke.  
 d Departure time.  
 e Change at Winchester and Basingstoke.  
 g Change at Basingstoke and Woking.  
 h Change at Woking and Winchester.  
 k Change at Woking.  
 r Change at Winchester.  
 s Stops to let passengers leave the train only.  
 t Change at Southampton Airport Parkway.  
 u Stops to let passengers join the train only.  
 v Change at Eastleigh.  
 z Change at Southampton Central.  
 ─ Continued in later column.  
 ─ Continued from earlier column.
-  Train attaches to another.  
 Train divides.  
 Car Park.  
 Minimum connection time where different from the standard five minutes.  
 † Station is **closed** on Sunday.  
 \$ For details of additional trains, please see Great Western Railway timetables.  
 ‡ For services to and from Lymington please see timetable 27.  
 For details of buses from Wareham station to Corfe Castle and Swanage, telephone 01202 338420.  
 For information on the Swanage Railway visit [swanagerailway.co.uk](http://swanagerailway.co.uk)  
 ↔ Southampton Airport - station is a short walk from the airport terminal.  
 ↔ Woking - Railair coach link between Woking station and Heathrow Airport. Visit [firstbus.co.uk/railair](http://firstbus.co.uk/railair) for details.  
 \$ Station is approximately 3 miles from Beaulieu village. There are NO bus services from Beaulieu Road station.  
 Please visit [beaulieu.co.uk](http://beaulieu.co.uk) for public transport information to the Motor Museum.

-  Station for Southampton City Centre and the Docks. Also buses for Red Funnel Ferries to Cowes, Isle of Wight, ([redfunnel.co.uk](http://redfunnel.co.uk)) and the Hythe ferry ([hytheferry.co.uk](http://hytheferry.co.uk)).  
 Interchange for London Underground. Visit [tfl.gov.uk](http://tfl.gov.uk) for details.  
 ★ Passengers travelling with cycles may not join or leave services at stations with train times shown in blue.

### Cycles on trains

At peak times the following restrictions apply in the area bounded by Reading, Hook, Alton, Guildford and Dorking.




Passengers travelling with cycles may not join or leave services timed to arrive at London Waterloo between 0715 and 1000 inclusive and timed to depart from London Waterloo between 1645 and 1900 inclusive.

### Travelling after midnight?

Trains which run after midnight are shown at the end of the day.

## STATION INFORMATION

See notes for explanation of symbols.

Weymouth	P		S
Upwey	P		S
Dorchester South	P		S
Moreton	P		
Wool	P		
Wareham	P		
Holton Heath	P		†
Hamworthy			
Poole	P	④	
Parkstone	P		
Branksome	P		
Bournemouth	P		
Pokesdown for Boscombe			
Christchurch	P		
Hinton Admiral	P		
New Milton	P		
Sway	P		
Brockenhurst	P	⑤	‡
Beaulieu Road			\$
Ashurst (New Forest)	P		
Totton	P		
Southampton Central	P		
Southampton Airport	P		↔
Eastleigh	P	③	
Winchester	P		
Basingstoke	P		
Reading	P	⑦	
Woking	P		↔
Clapham Junction		⑩	
London Waterloo		⑪	

# 28A Yeovil Pen Mill - Weymouth

## MONDAY TO FRIDAY

	Notes																																					
<b>Yeovil Pen Mill</b>	d	0733	0934	1133	1332	1532	1732	1951	2221																													
Dorchester West	d	0808	1018	1213	1413	1613	1814	2027	2255																													
Upwey	d	0817	1026	1222	1422	1622	1822	2036	2303																													
<b>Weymouth</b>	a	0823	1031	1227	1427	1627	1827	2041	2308																													

## SATURDAY

	Notes																																					
<b>Yeovil Pen Mill</b>	d	0733	0936	1134	1333	1532	1736	1853	1933	2217																												
Dorchester West	d	0813	1018	1213	1413	1613	1813	1923	2010	2251																												
Upwey	d	0822	1027	1222	1422	1622	1822	1932	2019	2300																												
<b>Weymouth</b>	a	0827	1032	1227	1427	1627	1827	1937	2025	2305																												

## SUNDAY

<b>A</b>	<b>B</b>																																						
0942	0947	1100	1313	1509	1918	2221																																	
1018	1027	1139	1347	1543	1952	2255																																	
1026	1039	1147	1356	1552	2000	2304																																	
1031	1044	1152	1401	1557	2005	2309																																	

### NOTES

Operated by Great Western Railway.

For details of seat and cycle reservation requirements and also catering facilities, please refer to Great Western Railway publications.

### Trains shown in green

Trains shown in green type vary during the timetable.  
Please see note next to time or at top of column.

Late night and weekend trains may be altered due to engineering works.

- A** Runs until 20 October 2024.
- B** Runs from 27 October 2024.
- a** Arrival time.
- d** Departure time.

### STATION INFORMATION

For a guide to notes and symbols, see end of main timetable.

<b>Yeovil Pen Mill</b>	<b>P</b>	
<b>Dorchester West</b>		
<b>Upwey</b>	<b>P</b>	S
<b>Weymouth</b>	<b>P</b>	S

# 28A Weymouth - Yeovil Pen Mill

## MONDAY TO FRIDAY

	Notes									FX																															
<b>Weymouth</b>	d	0638	0733	0930	1129	1328	1528	1728	2014	2128																															
Upwey	d	0643	0738	0935	1134	1333	1533	1733	2019	2133																															
Dorchester West	d	0651	0746	0944	1143	1342	1544	1742	2027	2141																															
<b>Yeovil Pen Mill</b>	a	0726	0821	1021	1220	1419	1619	1819	2102	2216																															

## SATURDAY

	Notes																																										
<b>Weymouth</b>	d	0638	0733	0930	1130	1330	1530	1735	2040																																		
Upwey	d	0643	0738	0935	1135	1335	1535	1740	2045																																		
Dorchester West	d	0651	0746	0944	1144	1344	1544	1748	2053																																		
<b>Yeovil Pen Mill</b>	a	0726	0821	1023	1221	1420	1619	1823	2128																																		

## SUNDAY

<b>A</b>																																													
0801	1058	1415	1608	1753	2011																																								
0812	1103	1420	1613	1758	2016																																								
0847	1112	1428	1621	1806	2024																																								
	1147	1503	1656	1841	2059																																								

### NOTES

Operated by Great Western Railway.

For details of seat and cycle reservation requirements and also catering facilities, please refer to Great Western Railway publications.

### Trains shown in green

Trains shown in green type vary during the timetable.

Please see note next to time or at top of column.

Late night and weekend trains may be altered due to engineering works.

**FX** Service does **not** run on Friday.

**A** Runs until 20 October 2024.

**a** Arrival time.

**d** Departure time.

### STATION INFORMATION

For a guide to notes and symbols, see end of main timetable.

Yeovil Pen Mill	<b>P</b>	
Dorchester West		
Upwey	<b>P</b>	S
Weymouth	<b>P</b>	S

# 28B Dorchester South - Bridport - Lyme Regis Bus Service

Operated by First Wessex X51 - Tel: 0345 6460707  
[firstbus.co.uk/wessex](http://firstbus.co.uk/wessex)

## MONDAY TO FRIDAY - until 18 October 2024

Notes																						
Dorchester South Station	d	0753	0938	1135	1347	1543	1747	1900														
Bridport West Street	a	0841	1032	1231	1446	1639	1834	1948														
Lyme Regis Square	a	0923	1122	1321	1536	1723	1913	2027														
Notes																						
Lyme Regis Co-op	d		0645b	0841	1042	1240	1440	1643	1835													
Bridport West Street	d	0649	0736	0928	1133	1327	1529	1729	1915													
Dorchester South Station	a	0742	0821c	1021	1229	1424	1625	1818	1958													

## SATURDAY - until 19 October 2024

Notes													
Dorchester South Station	d	0754	0945	1139	1339	1547	1736	1900					
Bridport West Street	a	0847	1039	1236	1435	1640	1824	1948					
Lyme Regis Square	a	0926	1125	1323	1522	1724	1907						
Notes													
Lyme Regis Co-op	d	0838	1039	1238	1439	1637	1835						
Bridport West Street	d	0927	1130	1326	1526	1722	1920						
Dorchester South Station	a	1013	1215	1412	1611	1813	2001						

**There is no Sunday or Bank Holiday service.**

**NOTES**      a - Arrival time.    b - Change at Bridport Bus Station.  
                   d - Departure time.    c - Alight Brewery Square, 5 minutes walk to Dorchester South station.

**Rail tickets to 'Bridport Bus X51' are valid to Lyme Regis (and also on the Weymouth - Lyme Regis service)**

# 28B Dorchester South - Bridport - Lyme Regis Bus Service

Operated by First Wessex X51 - Tel: 0345 6460707  
firstbus.co.uk/wessex

## MONDAY TO FRIDAY - from 21 October 2024

Notes				SH	Sch															
Dorchester South Station	d	0758	0958	1158	1358	1358	1558	1804	1857											
Bridport West Street	a	0844	1044	1244	1444	1444	1644	1850	1948											
Lyme Regis Square	a	0921	1121	1321	1521	1539b	1721													

Notes		Sch																		
Lyme Regis Co-op	d		0701b	0840	1040	1240	1440	1645	1840											
Bridport West Street	d	0703	0735	0917	1117	1317	1517	1722	1917											
Dorchester South Station	a	0751	0821c	1005	1205	1405	1605	1810	2005											

## SATURDAY - from 26 October 2024

Notes										
Dorchester South Station	d	0801	0958	1158	1358	1558	1758			
Bridport West Street	a	0845	1044	1244	1444	1644	1844			
Lyme Regis Square	a	0922	1121	1321	1521	1721				

Notes										
Lyme Regis Co-op	d	0840	1040	1240	1440	1640	1840			
Bridport West Street	d	0917	1117	1347	1517	1717	1917			
Dorchester South Station	a	0959	1158	1358	1558	1758	1958			

There is no Sunday or Bank Holiday service.

**NOTES** SH - School Holidays only.

a - Arrival time.

b - Change at Bridport Bus Station.

Sch - Schooldays only.

d - Departure time.

c - Alight Brewery Square, 5 minutes walk to Dorchester South station.

**Rail tickets to 'Bridport Bus X51' are valid to Lyme Regis (and also on the Weymouth - Lyme Regis service)**



# 28C Weymouth - Bridport - Lyme Regis Bus service

Bus service operated by First Wessex X53 - Tel: 0345 6460707  
 firstgroup.com/wessex

## MONDAY TO FRIDAY - from 30 September until 18 October 2024

Notes																				
Weymouth Station Forecourt	d	0710	0852	1035	1231	1440	1638	1714	1821											
Bridport West Street	a	0750	0936	1132	1330	1600	1734	1811	1912											
Lyme Regis Square	a	0825	1022	1224	1422	1649	1825	1842	2027b											
Notes																				
Lyme Regis Co-op	d	0645	0735	0939	1141	1340	1553	1752	1934											
Bridport West Street	d	0721	0811	1028	1229	1428	1643	1834	2014											
Weymouth Bus Garage *	a	0815	0916	1119	1322	1517	1735	1919	2055											

Owing to roadworks, the bus will not serve Abbotsbury or West Bay.

Change at Bridport for shuttle bus connections on service T53.

## SATURDAY - from 5 October until 19 October 2024

Notes																				
Weymouth Station Forecourt	d	0704	0852	1039	1240	1441	1650	1821												
Bridport West Street	a	0749	0944	1135	1335	1535	1736	1915												
Lyme Regis Square	a	0826	1025	1224	1423	1623	1822													
Notes																				
Lyme Regis Co-op	d	0719	0939	1138	1337	1537	1736	1935												
Bridport West Street	d	0756	1028	1234	1429	1626	1826	2020												
Weymouth Bus Garage *	a	0845	1116	1327	1519	1712	1911	2102												

## SUNDAY - 6 and 13 October 2024

0859	1053	1245	1452	1632	1822															
0942	1138	1338	1537	1725	1914															
1025	1225	1424	1623	1823																
0935	1135	1337	1536	1737																
1018	1219	1420	1619	1819																
1103	1309	1507	1705	1901																

**NOTES** a - Arrival time. b - change at Bridport Bus Station  
 d - Departure time. \* - Bus Garage is 3 minutes walk from Weymouth Station.

**Rail tickets to 'Bridport Bus X51 / X53' are valid to Lyme Regis (and also on the Dorchester - Lyme Regis service)**

# 28C Weymouth - Bridport - Lyme Regis Bus service

Bus service operated by First Wessex X53 - Tel: 0345 6460707  
 firstgroup.com/wessex

## MONDAY TO FRIDAY - from 21 October until 8 November 2024

Notes					Sch	SH						
Weymouth Station Forecourt	d	0652	0848	1048	1248	1443	1448	1711	1837			
Bridport West Street	a	0738	0935	1135	1335	1600	1535	1758	1924			

Notes	SH	Sch	Sch	SH								
Bridport West Street	d	0733	0747	0817	0829	1029	1229	1429	1639	1834	1942	
Weymouth Bus Garage *	a	0821	0838	0924	0929	1117	1317	1517	1727	1922	2030	

Owing to roadworks, the bus will not serve Abbotsbury or West Bay.  
 Change at Bridport for shuttle bus connections on service T53.  
 For Lyme Regis, use X51 from Dorchester South (Table 28B, Monday to Saturday ONLY)

## SATURDAY - from 26 October until 2 November 2024

Notes												
Weymouth Station Forecourt	d	0848	1048	1248	1448	1648	1848					
Bridport West Street	a	0935	1135	1335	1535	1735	1935					

Notes												
Bridport West Street	d	0829	1029	1229	1429	1629	1829					
Weymouth Bus Garage *	a	0917	1117	1317	1517	1717	1917					

**NOTES** SH - School Holidays only. a - Arrival time. b - change at Bridport Bus Station  
 Sch - School days only. d - Departure time. \* - Bus Garage is 3 minutes walk from Weymouth Station.

Rail tickets to 'Bridport Bus X51/X53' are valid to Lyme Regis (and also on the Dorchester - Lyme Regis service)

## SUNDAY - from 20 October until 3 November 2024

Notes												
Weymouth Station Forecourt	d	0848	1248	1448	1748							
Bridport Bus Station	a	0937	1337	1537	1837							
Lyme Regis Square	a	1021b	1421b	1621b	1921b							

Notes												
Lyme Regis Co-op	d	0940b	1140b	1540b	1740b							
Bridport Bus Station	d	1027	1227	1627	1827							
Weymouth Bus Garage *	a	1117	1317	1717	1917							



# 28C Weymouth - Bridport - Lyme Regis Bus service

Bus service operated by First Wessex X52, X53 – Tel: 0345 6460707  
firstgroup.com/wessex

## MONDAY TO FRIDAY - from 11 November 2024

Notes		Sch	SH																		
Weymouth Station Forecourt	d	0652	0848	1048	1248	1443	1448	1711	1837												
Abbotsbury Ilchester Arms	a	0718	0915	1115	1315	1510	1515	1738	1904												
West Bay George Hotel	a	0737	0935	1135	1335	1530	1535	1758	1924												
Bridport West Street	a	0745	0944	1144	1344	1600	1544	1807	1933												
Lyme Regis Square	a	0821	1021	1221	1421	1638	1621	1844													

Notes		SH	Sch	SH	Sch																
Lyme Regis Co-op	d	0646	0701	0740	0740	0940	1140	1340	1550	1745	1905										
Bridport West Street	d	0722	0736	0817	0817	1017	1217	1417	1637	1822	1942										
West Bay George Hotel	d	0732	0746	0827	0845	1027	1227	1427	1637	1832	1952										
Abbotsbury Ilchester Arms	d	0752	0806	0847	0905	1047	1247	1447	1657	1852	2012										
Weymouth Bus Garage *	a	0821	0838	0919	0935	1117	1317	1517	1727	1922	2042										

## SATURDAY - from 9 November 2024

Notes																				
Weymouth Station Forecourt	d	0848	1048	1248	1448	1648	1837													
Abbotsbury Ilchester Arms	a	0915	1115	1315	1515	1715	1904													
West Bay George Hotel	a	0934	1135	1335	1535	1735	1924													
Bridport West Street	a	0944	1144	1344	1544	1744	1933													
Lyme Regis Square	a	1021	1221	1421	1621	1821														

Notes																				
Lyme Regis Co-op	d	0740	0940	1140	1340	1540	1740													
Bridport West Street	d	0817	1017	1217	1417	1617	1817													
West Bay George Hotel	d	0827	1027	1227	1427	1627	1827													
Abbotsbury Ilchester Arms	d	0847	1047	1247	1447	1647	1847													
Weymouth Bus Garage *	a	0917	1117	1317	1517	1717	1917													

## SUNDAY - from 10 November 2024

0848	1248	1448	1748																	
0915	1315	1515	1815																	
0935	1335	1535	1835																	
0944	1344	1544	1844																	
1021	1421	1621	1921																	

0940	1140	1540	1740																	
1017	1217	1617	1817																	
1027	1227	1627	1827																	
1047	1247	1647	1847																	
1117	1317	1717	1917																	

NOTES SH - School Holidays only.

a - Arrival time.

\* - Bus Garage is 3 minutes walk from Weymouth Station.

Sunday service runs on Public Holidays.

Sch - School days only.

d - Departure time.

Rail tickets to 'Bridport Bus X51/X53' are valid to Lyme Regis (and also on the Dorchester - Lyme Regis service)

# 28D Bournemouth Rail Station to Bournemouth International Airport (Hurn) Bus Service

Operated by Morebus 737, Tel: 01202 338420, [morebus.co.uk/services](http://morebus.co.uk/services)

## MONDAY TO FRIDAY - NO SERVICE on this route on Saturdays, Sundays or public holidays

Notes																							
Bournemouth Station #	d	0556	0642																				
Bournemouth Airport	a	0631	0721																				

Notes																							
Bournemouth Airport	d	1335	1620	1800																			
Bournemouth Station	a	1414	1706	1840																			

### NOTES

# - Buses use Stand 2 in the Bus Station, adjacent to Platform 3 exit at Bournemouth Railway Station.

a - Arrival Time

d - Departure time.

**Bournemouth PlusBus tickets are valid to Bournemouth Airport.**

Visit us at [southwesternrailway.com](https://southwesternrailway.com)

- Buying tickets online
- Live train information
- Train times
- Special offers and days out
- Plan your journey
- Latest news

## Customer Service Centre

**0345 6000 650**

Monday to Friday 0800 - 2000

Saturday 0900 - 1800

Sunday 0900 - 1600

Our UK based team are available for:

- Comments and suggestions

## Assisted Travel

**0800 5282 100**

**Text relay 18001 0800 5282 100**

A freephone service open 24 hours for older and disabled customers.

We recommend booking assistance **2 hours in advance**.

## National Rail Enquiries

**03457 48 49 50**

Train times, fares and rail information.

## Free travel alerts

[southwesternrailway.com/alerts](https://southwesternrailway.com/alerts)

Keeping our registered customers up-to-date with their service running information, delays and alterations.

## Twitter [@SW\\_Help](https://twitter.com/SW_Help)

Follow South Western Railway on Twitter and be the first to know what's happening on our network.

## Facebook [Facebook.com/SWRailway](https://Facebook.com/SWRailway)

Providing South Western Railway network information and details of our latest offers.

First MTR South Western Trains Limited (trading as South Western Railway) accepts no liability for any inaccuracy in the information contained in this timetable which is subject to alteration.

First MTR South Western Trains Limited. Registered in England and Wales 07900320.

Registered office: 8th Floor, The Point, 37 North Wharf Road, London W2 1AF.

A First and MTR company.

**South Western**  
 **Railway**

PTT28 09 2024



Please Recycle